


ASD →

»» BASES DE DUCHE
SHOWERTRAYS



aśd
Banho

Bases de duche

→ PREFERIR O SILÊNCIO SOBRE O RUÍDO,
A UNIDADE SOBRE A MULTIPLICIDADE
E A HARMONIA SOBRE O CAOS ←


aśd
Banho

ASD
BASES DE DUCHE
SHOWERTRAYS

<u>Planstone Slim</u>	<u>6</u>
<u>Planstone Duo</u>	<u>10</u>
<u>Planstone Pedra</u>	<u>14</u>
<u>Planstone Plus</u>	<u>20</u>
<u>Planstone Ardósia</u>	<u>26</u>
<u>Painéis</u>	<u>30</u>
<u>Extraplana</u>	<u>34</u>
<u>Planíssima</u>	<u>38</u>
<u>Planíssima Antiderrapante</u>	<u>42</u>
<u>Easyhelp 25</u>	<u>46</u>
<u>Easyhelp 45</u>	<u>50</u>
<u>Clássica</u>	<u>54</u>
<u>Técnico - Technical</u>	<u>56</u>

PLANSTONE →
»» TEXTURA PEDRA

Stone texture




Moka
Moka

Bege
Beige

Cinza
Gray

Branco
White



Antracite
Anthracite








Preto
Black

Chocolate
Chocolate




PLANSTONE →
⇒ SLIM



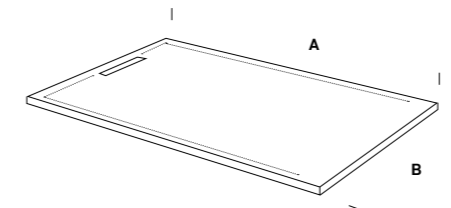
-  **Altura 25 a 28mm**
Height 25 to 28mm
-  **Textura pedra**
Stone texture
-  **Gel coat sanitário antibacteriano ISO NPG**
ISO NPG Antibacterial sanitary gel coat
-  **Materiais naturais**
Natural materials
-  **Antideslizante**
Anti-slip
-  **Sem poros e homogêneo**
Compact and homogeneous composition
-  **Grelha e válvula incluída**
Drain cover and drain valve included
-  **Adaptável ao espaço**
Adaptable to space

Um lugar onde você pode esquecer o stress diário.
Deixe o seu coração e sua alma relaxarem no mesmo ritmo.
Com uma textura de pedra profunda irá despertar todos
os seus sentidos, por favor, aproveite o seu próximo banho.

A place where you can forget about everyday stress.
Let your heart and soul relax at the same pace.
With a deep stone texture it will exalt your senses,
please enjoy your next bath.



PLANSTONE →
⇒ SLIM



7 cores disponíveis (branco/antracite em stock, restantes sob encomenda)
7 colors available (white/ antracite in stock, others colors made to order)

Grelha lacada à cor da base (a cor da grelha lacada pode diferir ligeiramente)
Lacquered drain cover same color as shower tray (the color of the lacquered drain cover may differ slightly)

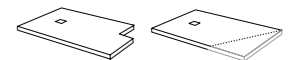
Outras cores RAL sob consulta com grelha inox escovado
Other RAL colors on request with brushed stainless steel drain cover


Instalação acima ou ao nível do solo
Installation above or at ground level

Inc. válvula 265x64mm com sifão duplo (débito água sob 15mm :60L/m)
Inc. 265x64mm drain valve with double siphon (water flow under 15mm: 60L/m)

100% impermeável não requer membrana isoladora
100% waterproof does not require an insulating membrane

Embalagem individual em caixa de madeira/cartão
Individual packaging in wooden box/ cardboard box

Recorte, corte diagonal ou desbaste
Cutting, angle cutting or roughing  **50€**
99CORTEPLANSTONC

Corte simples
Simple cut  **35€**
99CORTEPLANSTONE

Acabamento do corte
Cut finish **10€**
99ACABAMENTO

Outras cores RAL acréscimo de 20% ao preço de tabela
Other RAL colors add 20% to the price list

Parabond 600 (cola e veda adesivo à base de MS polímero) 290ml
Parabond 600 (MS polymer based glue and adhesive seal) 290ml
(1 bisnaga 290ml p/1,5m²) (1 tube 290ml p/1,5m²) **18€**
52820122

Produto anticalcário 750ml
Product anti-lime 750ml **20€**
16330502

Kit reparação pequenas fissuras
Repair kit small cracks **54€**
07040XX

Grelha Lacada / Inox
Lacquered drain cover/ stainless steel **26€**
52810015XX

Válvula 265x64mm com sifão duplo (débito água sob 15mm :60L/m)
265x64mm drain valve with double siphon (water flow under 15mm: 60L/m) **26€**
56260010

Spray para reparação de pequenos riscos
Repair spray for small cracks **35€**
Indicar acabamento em pedra ou ardósia / specify stone or slate finish 07050XX

Substituir XX por: 10 Branco; 22 Cinza; 23 Bege; 25 Moka; 26 Antracite; 27 Chocolate; 30 Preto
Replace XX by: 10 White; 22 Gray; 23 Beige; 25 Moka; 26 Anthracite; 27 Chocolate; 30 Black

B ↓ **A** → Caixa madeira - Wood box

Dados técnicos - Technical data: P56 - 57

	800	900	1000	1100	1200	1300	1400	1500	1600	1700	1800	1900	2000	2100
700	233€	233€	252€	293€	293€	331€	331€	341€	392€	408€	432€	469€	507€	545€
750		257€	257€	300€	300€	341€	341€	361€	417€	430€	437€	472€	507€	545€
800	234€	266€	266€	305€	305€	355€	355€	383€	425€	432€	442€	482€	507€	545€
900		296 €	305€	342€	342€	394€	394€	422€	463€	472€	472€	507€	545€	584€
1000			440€	460€	480€	500€	525€	550€	575€	600€	625€	650€	675€	700€

REFERENCIA: 1661 OY XX AB

Substituir / Replace :

OY por formato: 01 Quadrado; 05 Retangular | XX por cor: 10 Branco; 22 Cinza; 23 Bege; 25 Moka; 26 Antracite; 27 Chocolate; 30 Preto | AB por medida correspondente da tabela
OY by format: 01 Square; 05 Rectangular | XX by colour: 10 White; 22 Gray; 23 Beige; 25 Moka; 26 Anthracite; 27 Chocolate; 30 Black | AB by corresponding measure

B ↓ **A** → Caixa cartão - Card box

Dados técnicos - Technical data: P56 - 57

	800	900	1000	1100	1200	1300	1400	1500	1600	1700	1800	1900	2000	2100
700	210€	210€	227€	264€	264€	298€	298€	307€	353€	367€	389€	422€	456€	491€
750		231€	231€	270€	270€	307€	307€	325€	375€	387€	393€	425€	456€	491€
800	211€	239€	239€	275€	275€	320€	320€	345€	383€	389€	398€	434€	456€	491€
900		266 €	275€	308€	308€	355€	355€	380€	417€	425€	425€	456€	492€	526€
1000			396€	414€	432€	450€	473€	495€	518€	540€	563€	585€	608€	630€


REFERENCIA: 1661 1Y XX AB

Substituir / Replace :

1Y por formato: 11 Quadrado; 15 Retangular | XX por cor: 10 Branco; 22 Cinza; 23 Bege; 25 Moka; 26 Antracite; 27 Chocolate; 30 Preto | AB por medida correspondente da tabela
1Y by format: 11 Square; 15 Rectangular | XX by colour: 10 White; 22 Gray; 23 Beige; 25 Moka; 26 Anthracite; 27 Chocolate; 30 Black | AB by corresponding measure

PLANSTONE →
⇒ DUO



-  **Altura 26mm**
Height 26mm
-  **Textura pedra**
Stone texture
-  **Gel coat sanitário antibacteriano ISO NPG**
ISO NPG Antibacterial sanitary gel coat
-  **Materiais naturais**
Natural materials
-  **Antideslizante**
Anti-slip
-  **Sem poros e homogêneo**
Compact and homogeneous composition
-  **Grelha e válvula incluída**
Drain cover and drain valve included
-  **Adaptável ao espaço**
Adaptable to space

Para que cada dia comece como um ritual de bem-estar. Com um toque de luxo, simplicidade e de linhas depuradas a base de duche Planstone DUO apresenta um design único e reduz as formas ao essencial.

So that each day starts as a wellness ritual. With a touch of luxury, simplicity and clean lines the Planstone DUO shower tray features a unique design and reduces the shapes to the essential.



PLANSTONE →
⇒ DUO



7 cores disponíveis (branco/antracite em stock, restantes sob encomenda)
7 colors available (white/ anthracite in stock, others colors made to order)

Grelha lacada à cor da base (a cor da grelha lacada pode diferir ligeiramente)
Lacquered drain cover same color as shower tray (the color of the lacquered drain cover may differ slightly)

Outras cores RAL sob consulta com grelha inox escovado
Other RAL colors on request with brushed stainless steel drain cover

Instalação acima ou ao nível do solo
Installation above or at ground level

Inc. válvula 265x64mm com sifão duplo (débito água sob 15mm :60L/m)
Inc. 265x64mm drain valve with double siphon (water flow under 15mm: 60L/m)

100% impermeável não requer membrana isoladora
100% waterproof does not require an insulating membrane

Embalagem individual em caixa de madeira/cartão
Individual packaging in wooden box/ cardboard box

Recorte, corte diagonal ou desbaste
Cutting, angle cutting or roughing  **50€**
99CORTEPLANSTONC

Corte simples
Simple cut  **35€**
99CORTEPLANSTONE

Acabamento do corte
Cut finish **10€**
99ACABAMENTO

Outras cores RAL acréscimo de 20% ao preço de tabela
Other RAL colors add 20% to the price list

Parabond 600 (cola e veda adesivo à base de MS polímero) 290ml
Parabond 600 (MS polymer based glue and adhesive seal) 290ml
(1 bisnaga 290ml p/1,5m²) (1 tube 290ml p/1,5m²) **18€**
52820122

Produto anticalcário 750ml
Product anti-lime 750ml **20€**
16330502

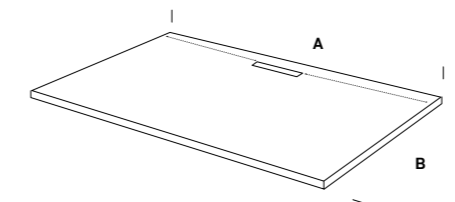
Kit reparação pequenas fissuras
Repair kit small cracks **54€**
07040XX

Grelha Lacada / Inox
Lacquered drain cover/ stainless steel **26€**
52810015XX

Válvula 265x64mm com sifão duplo (débito água sob 15mm :60L/m)
265x64mm drain valve with double siphon (water flow under 15mm: 60L/m) **26€**
56260010

Spray para reparação de pequenos riscos
Repair spray for small cracks **35€**
Indicar acabamento em pedra ou ardósia / specify stone or slate finish 07050XX

Substituir XX por: 10 Branco; 22 Cinza; 23 Bege; 25 Moka; 26 Antracite; 27 Chocolate; 30 Preto
Replace XX by: 10 White; 22 Gray; 23 Beige; 25 Moka; 26 Anthracite; 27 Chocolate; 30 Black



B ↓ **A** > Caixa madeira - Wood box

Dados técnicos - Technical data: P58

	1000	1100	1200	1300	1400	1500	1600	1700	1800	1900	2000	2100	2200	2300	2400	2500	2600
800	266€	305€	305€	355€	355€	383€	425€	432€	442€	482€	507€	545€	635€	675€	726€	788€	792€
900	305€	342€	342€	394€	394€	422€	463€	472€	472€	507€	545€	584€	688€	749€	829€	932€	935€
1000	460€	480€	500€	525€	550€	575€	600€	625€	650€	675€	700€	760€	851€	953€	1074€	1078€	

REFERENCIA: 1651 OY XX AB

Substituir / Replace :

OY por formato: 01 Quadrado; 05 Retangular | XX por cor: 10 Branco; 22 Cinza; 23 Bege; 25 Moka; 26 Antracite; 27 Chocolate; 30 Preto | AB por medida correspondente da tabela

OY by format: 01 Square; 05 Rectangular | XX by colour: 10 White; 22 Gray; 23 Beige; 25 Moka ; 26 Anthracite; 27 Chocolate; 30 Black | AB by corresponding measure

B ↓ **A** > Caixa cartão - Card box

Dados técnicos - Technical data: P58

	1000	1100	1200	1300	1400	1500	1600	1700	1800	1900	2000	2100	2200	2300	2400	2500	2600
800	239€	275€	275€	320€	320€	345€	383€	389€	398€	434€	456€	491€					
900	275€	308€	308€	355€	355€	380€	417€	425€	425€	456€	491€	526€					
1000	414€	432€	450€	473€	495€	518€	540€	563€	585€	608€	630€						

REFERENCIA: 1651 1Y XX AB

Substituir / Replace :

1Y por formato: 11 Quadrado; 15 Retangular | XX por cor: 10 Branco; 22 Cinza; 23 Bege; 25 Moka; 26 Antracite; 27 Chocolate; 30 Preto | AB por medida correspondente da tabela

1Y by format: 11 Square; 15 Rectangular | XX by colour: 10 White; 22 Gray; 23 Beige; 25 Moka ; 26 Anthracite; 27 Chocolate; 30 Black | AB by corresponding measure

PLANSTONE →
⇒ PEDRA



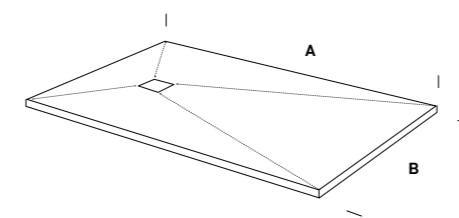

- 
Altura 25 a 30mm
Height 25 to 30mm
- 
Textura pedra
Stone texture
- 
Gel coat sanitário antibacteriano ISO NPG
ISO NPG Antibacterial sanitary gel coat
- 
Materiais naturais
Natural materials
- 
Antideslizante
Anti-slip
- 
Sem poros e homogêneo
Compact and homogeneous composition
- 
Grelha e válvula incluída
Drain cover and drain valve included
- 
Adaptável ao espaço
Adaptable to space

A Planstone oferece uma variedade de opções para criar ambientes de banho emocionantes e únicos. Como um sistema modular e flexível, atende as demandas mais exigentes em termos de conforto, design e adaptação ao espaço, ideal para os amantes de um visual especial.

The Planstone offers a variety of options to create exciting and unique bathroom environments. With a modular and flexible system, it meets demanding demands in terms of comfort, design and adaptation to space, ideal for those looking for a special look.



PLANSTONE →
⇒ PEDRA



B ↓ **A** > Caixa madeira - Wood box

Dados técnicos - Technical data: P59 - 61

	700	750	800	900	1000	1100	1200	1300	1400	1500	1600	1700	1800	1900	2000	2100	2200	2300	2400	2500	2600	
700	191€		191€	191€	206€	239€	239€	271€	271€	279€	320€	334€	354€	383€	415€	446€						
750		191€		211€	211€	246€	246€	279€	279€	295€	341€	352€	357€	386€	415€	446€						
800			191€	218€	218€	249€	249€	291€	291€	313€	347€	354€	362€	394€	415€	446€	519€	553€	594€	644€	648€	
900				242€	249€	280€	279€	322€	322€	346€	379€	386€	386€	415€	446€	478€	563€	613€	679€	762€	765€	
1000					311€	312€	312€	354€	354€	377€	411€	417€	417€	446€	478€	509€	622€	697€	779€	879€	882€	
1100						342€	360€	423€	423€	432€	441€	486€	486€	540€	549€	585€						
1200							405€	450€	450€	486€	504€	540€	540€	612€	626€	666€						

REFERENCIA: 1631 OY XX AB

Substituir / Replace :

OY por formato: 01 Quadrado; 05 Retangular | XX por cor: 10 Branco; 22 Cinza; 23 Bege; 25 Moka; 26 Antracite; 27 Chocolate; 30 Preto | AB por medida correspondente da tabela

OY by format: 01 Square; 05 Rectangular | XX by colour: 10 White; 22 Gray; 23 Beige; 25 Moka; 26 Anthracite; 27 Chocolate; 30 Black | AB by corresponding measure

B ↓ **A** > Caixa cartão - Card box

Dados técnicos - Technical data: P59 - 61

	700	750	800	900	1000	1100	1200	1300	1400	1500	1600	1700	1800	1900	2000	2100	2200	2300	2400	2500	2600	
700	172€		172€	172€	185€	215€	215€	244€	244€	251€	288€	301€	319€	345€	374€	401€						
750		172€		190€	190€	221€	221€	251€	251€	266€	307€	317€	321€	347€	374€	401€						
800			172€	196€	196€	224€	224€	262€	262€	282€	312€	319€	326€	355€	374€	401€						
900				218€	224€	252€	251€	290€	290€	311€	341€	347€	347€	374€	401€	430€						
1000					280€	281€	281€	319€	319€	339€	370€	375€	375€	401€	430€	458€						
1100																						
1200																						

REFERENCIA: 1631 1Y XX AB

Substituir / Replace :

1Y por formato: 11 Quadrado; 15 Retangular | XX por cor: 10 Branco; 22 Cinza; 23 Bege; 25 Moka; 26 Antracite; 27 Chocolate; 30 Preto | AB por medida correspondente da tabela

1Y by format: 11 Square; 15 Rectangular | XX by colour: 10 White; 22 Gray; 23 Beige; 25 Moka; 26 Anthracite; 27 Chocolate; 30 Black | AB by corresponding measure

7 cores disponíveis (branco/antracite em stock, restantes sob encomenda)
7 colors available (white/ anthracite in stock, others colors made to order)

Grelha lacada à cor da base (a cor da grelha lacada pode diferir ligeiramente)
Lacquered drain cover same color as shower tray (the color of the lacquered drain cover may differ slightly)

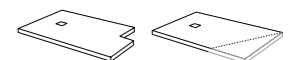
Outras cores RAL sob consulta com grelha inox escovado
Other RAL colors on request with brushed stainless steel drain cover

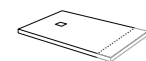
Instalação acima ou ao nível do solo
Installation above or at ground level

Incluída válvula Ø90 com sifão (débito de água sob 15mm : 60L/m)
Included Ø90 drain valve with water seal trap (water flow under 15mm: 60L/m)

100% impermeável não requer membrana isoladora
100% waterproof does not require an insulating membrane

Embalagem individual em caixa de madeira
Individual packaging in wooden box

Recorte, corte diagonal ou desbaste
Cutting, angle cutting or roughing  **50€**
99CORTEPLANSTCNC

Corte simples
Simple cut  **35€**
99CORTEPLANSTONE

Acabamento do corte
Cut finish **10€**
99ACABAMENTO

Outras cores RAL acréscimo de 20% ao preço de tabela
Other RAL colors add 20% to the price list

Parabond 600 (cola e veda adesivo à base de MS polímero) 290ml
Parabond 600 (MS polymer based glue and adhesive seal) 290ml
(1 bisnaga 290ml p/1,5m²) (1 tube 290ml p/1,5m²) **18€**
52820122

Produto anticalcário 750ml
Product anti-lime 750ml **20€**
16330502

Kit reparação pequenas fissuras
Repair kit small cracks **54€**
07040XX

Grelha Lacada / Inox
Lacquered drain cover/ stainless steel **26€**
52810015XX

Válvula Ø90 com sifão (débito de água sob 15mm : 60L/m)
Ø90 drain valve with water seal trap (water flow under 15mm: 60L/m) **26€**
56260006

Spray para reparação de pequenos riscos
Repair spray for small cracks **35€**
Indicar acabamento em pedra ou ardósia / specify stone or slate finish
07050XX

Substituir XX por: 10 Branco; 22 Cinza; 23 Bege; 25 Moka; 26 Antracite; 27 Chocolate; 30 Preto
Replace XX by: 10 White; 22 Gray; 23 Beige; 25 Moka; 26 Anthracite; 27 Chocolate; 30 Black

PLANSTONE →
⇒ PEDRA CANTO



7 cores disponíveis (branco/antracite em stock, restantes sob encomenda)
7 colors available (white/ antracite in stock, others colors made to order)

Grelha lacada à cor da base (a cor da grelha lacada pode diferir ligeiramente)
Lacquered drain cover same color as shower tray (the color of the lacquered drain cover may differ lightly)

Outras cores RAL sob consulta com grelha inox escovado
Other RAL colors on request with brushed stainless steel drain cover

Instalação acima ou ao nível do solo
Installation above or at ground level

Incluída válvula Ø90 com sifão (débito de água sob 15mm : 60L/m)
Included Ø90 drain valve with water seal trap (water flow under 15mm: 60L/m)

100% impermeável não requer membrana isoladora
100% waterproof does not require an insulating membrane

Embalagem individual em caixa de madeira
Individual packaging in wooden box

Outras cores RAL acréscimo de 20% ao preço de tabela
Other RAL colors add 20% to the price list

Parabond 600 (cola e veda adesivo à base de MS polímero) 290ml
Parabond 600 (MS polymer based glue and adhesive seal) 290ml
(1 bisnaga 290ml p/1,5m²) (1 tube 290ml p/1,5m²) **18€**
52820122

Produto anticalcário 750ml
Product anti-lime 750ml **20€**
16330502

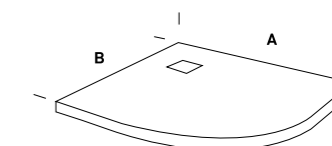
Kit reparação pequenas fissuras
Repair kit small cracks **54€**
07040XX

Grelha Lacada / Inox
Lacquered drain cover/ stainless steel **26€**
52810015XX

Válvula Ø90 com sifão (débito de água sob 15mm : 60L/m)
Ø90 drain valve with water seal trap (water flow under 15mm: 60L/m) **26€**
56260006

Spray para reparação de pequenos riscos
Repair spray for small cracks **35€**
Indicar acabamento em pedra ou ardósia / specify stone or slate finish
07050XX

Substituir XX por: 10 Branco; 22 Cinza; 23 Bege; 25 Moka; 26 Antracite; 27 Chocolate; 30 Preto
Replace XX by: 10 White; 22 Gray; 23 Beige; 25 Moka; 26 Anthracite; 27 Chocolate; 30 Black



Dados técnicos - Technical data: P61

B ↓	A →	Caixa madeira Wood box		
		800	900	1000
800		212€		
900			269€	
1000				345€

B ↓	A →	Caixa cartão Card box		
		800	900	1000
800		191€		
900			242€	
1000				311€

REFERENCIA: 1631 03 XX AB (Caixa madeira - wood box) / 163113XXAB (Caixa cartão - card box)

Substituir / Replace :

XX por cor: 10 Branco; 22 Cinza; 23 Bege; 25 Moka; 26 Antracite; 27 Chocolate; 30 Preto | AB por medida correspondente da tabela
XX by colour: 10 White; 22 Gray; 23 Beige; 25 Moka; 26 Anthracite; 27 Chocolate; 30 Black | AB by corresponding measure

PLANSTONE PLUS →
⇒ PEDRA



- 
Altura 28 a 35mm
Height 28 to 35mm
- 
Textura pedra
Stone texture
- 
Gel coat sanitário antibacteriano ISO NPG
ISO NPG Antibacterial sanitary gel coat
- 
Materiais naturais
Natural materials
- 
Antideslizante
Anti-slip
- 
Sem poros e homogêneo
Compact and homogeneous composition
- 
Grelha e válvula incluída
Drain cover and drain valve included
- 
Adaptável ao espaço
Adaptable to space

Planstone Plus traz uma estética sensorial adicional à sua casa de banho, disponível numa grande variedade de tamanhos, impressiona com sua grelha de grande dimensão no topo, exala uma leveza que lhe dá a aparência de flutuar.

Planstone Plus brings additional sensory aesthetics to your bathroom, available in a wide range of sizes, impresses with its large drain cover at the top, exudes a lightness that gives it the appearance of floating.



PLANSTONE PLUS →
⇒ PEDRA



7 cores disponíveis (branco/antracite em stock, restantes sob encomenda)
7 colors available (white/ antracite in stock, others colors made to order)

Grelha inox escovado
Brushed stainless steel drain cover

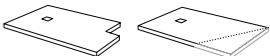
Outras cores RAL sob consulta com grelha inox escovado
Other RAL colors on request with brushed stainless steel drain cover

Instalação acima ou ao nível do solo
Installation above or at ground level

Incluída válvula Ø90 com sifão (débito de água sob 15mm : 60L/m)
Included Ø90 drain valve with water seal trap (water flow under 15mm: 60L/m)

100% impermeável não requer membrana isoladora
100% waterproof does not require an insulating membrane

Embalagem individual em caixa de madeira
Individual packaging in wooden box

Recorte, corte oblíquo ou desbaste
Cutting, angle cutting or roughing  **50€**
99CORTEPLANSTONC

Corte simples
Simple cut  **35€**
99CORTEPLANSTONE

Acabamento do corte
Cut finish **10€**
99ACABAMENTO

Outras cores RAL acréscimo de 20% ao preço de tabela
Other RAL colors add 20% to the price list

Parabond 600 (cola e veda adesivo à base de MS polímero) 290ml
Parabond 600 (MS polymer based glue and adhesive seal) 290ml
(1 bisnaga 290ml p/1,5m²) (1 tube 290ml p/1,5m²) **18€**
52820122

Produto anticalcário 750ml
Product anti-lime 750ml **20€**
16330502

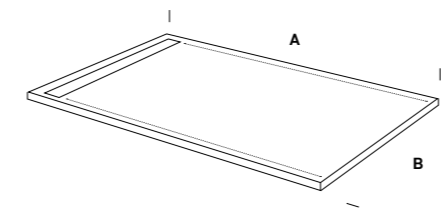
Kit reparação pequenas fissuras
Repair kit small cracks **54€**
07040XX

Grelha Inox
Stainless steel drain cover **47€**
5281002

Válvula Ø90 com sifão (débito de água sob 15mm : 60L/m)
Ø90 drain valve with water seal trap (water flow under 15mm: 60L/m) **26€**
56260006

Spray para reparação de pequenos riscos
Repair spray for small cracks **35€**
Indicar acabamento em pedra ou ardósia / specify stone or slate finish 07050XX

Substituir XX por: 10 Branco; 22 Cinza; 23 Bege; 25 Moka; 26 Antracite; 27 Chocolate; 30 Preto
Replace XX by: 10 White; 22 Gray; 23 Beige; 25 Moka; 26 Anthracite; 27 Chocolate; 30 Black



Caixa cartão - Card box

	750	800	900	1000	1100	1200	1300	1400	1500	1600	1700	1800	1900	2000	2100
700			210€	227€	264€	264€	298€	298€	307€	353€	367€	389€	422€	456€	491€
750	207€		231€	231€	270€	270€	307€	307€	325€	375€	387€	393€	425€	456€	491€
800		211€	239€	239€	275€	275€	320€	320€	345€	383€	389€	398€	434€	456€	491€
900			266€	275€	308€	308€	355€	355€	380€	417€	425€	425€	456€	491€	526€

REFERENCIA: 1632 1Y XX AB
Substituir / Replace :

OY por formato: 11 Quadrado; 15 Retangular | XX por cor: 10 Branco; 22 Cinza; 23 Bege; 25 Moka; 26 Antracite; 27 Chocolate; 30 Preto | AB por medida correspondente da tabela
OY by format: 01 Square; 05 Rectangular | XX by colour: 10 White; 22 Gray; 23 Beige; 25 Moka; 26 Anthracite; 27 Chocolate; 30 Black | AB by corresponding measure

Caixa madeira - Wood box

Dados técnicos - Technical data: P62 - 63

	750	800	900	1000	1100	1200	1300	1400	1500	1600	1700	1800	1900	2000	2100
700			233€	252€	293€	293€	331€	331€	341€	392€	408€	432€	469€	507€	545€
750	230€		257€	257€	300€	300€	341€	341€	361€	417€	430€	437€	472€	507€	545€
800		234€	266€	266€	305€	305€	355€	355€	383€	425€	432€	442€	482€	507€	545€
900			296€	305€	342€	342€	394€	394€	422€	463€	472€	472€	507€	545€	584€


REFERENCIA: 1632 OY XX AB

Substituir / Replace :

OY por formato: 01 Quadrado; 05 Retangular | XX por cor: 10 Branco; 22 Cinza; 23 Bege; 25 Moka; 26 Antracite; 27 Chocolate; 30 Preto | AB por medida correspondente da tabela
OY by format: 01 Square; 05 Rectangular | XX by colour: 10 White; 22 Gray; 23 Beige; 25 Moka; 26 Anthracite; 27 Chocolate; 30 Black | AB by corresponding measure

PLANSTONE →
»»» TEXTURA ARDÓSIA

Slate texture




Branco
White

Bege
Beige

Cinza
Gray

Antracite
Anthracite



Preto
Black


Chocolate
Chocolate


Moka
Moka





PLANSTONE →
⇒ ARDÓSIA





- 


Altura 25 a 30mm
Height 25 to 30mm
- 


Textura ardósia
Slate texture
- 

Gel coat sanitário antibacteriano ISO NPG
ISO NPG Antibacterial sanitary gel coat
- 

Materiais naturais
Natural materials
- 

Antideslizante
Anti-slip
- 

Sem poros e homogêneo
Compact and homogeneous composition
- 

Grelha e válvula incluída
Drain cover and drain valve included
- 

Adaptável ao espaço
Adaptable to space

A base ardósia inspirada na maravilhosa rocha metamórfica com elegantes variações de relevo e cromáticas, permite uma combinação estética com outros materiais decorativos, enriquecendo e valorizando o espaço que a rodeia.

The slate shower tray inspired by the wonderful metamorphic rock with elegant variations of relief and chromatic, allows an aesthetic combination with other decorative materials, enriching and valuing the space that surrounds it.



PLANSTONE →
⇒ ARDÓSIA



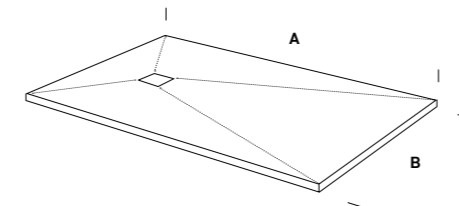

B ↓ **A** → Caixa madeira - Wood box

Dados técnicos - Technical data: P64 - 65

	750	800	900	1000	1100	1200	1300	1400	1500	1600	1700	1800	1900	2000	2100	2200	2300	2400	2500	2600	
700			191€	206€	239€	239€	271€	271€	279€	320€	334€	354€	383€	415€	446€						
750	191€		211€	211€	246€	246€	279€	279€	295€	341€	352€	357€	386€	415€	446€						
800		191€	218€	218€	249€	249€	291€	291€	313€	347€	354€	362€	394€	415€	446€	519€	553€	594€	644€	648€	
900			242€	249€	280€	279€	322€	322€	346€	379€	386€	386€	415€	446€	478€	563€	613€	679€	762€	765€	
1000				311€	312€	312€	354€	354€	377€	411€	417€	417€	446€	478€	509€	622€	697€	779€	879€	882€	

REFERENCIA: 1641 OY XX AB
Substituir / Replace :

OY por formato: 01 Quadrado; 05 Retangular | XX por cor: 10 Branco; 22 Cinza; 23 Bege; 25 Moka; 26 Antracite; 27 Chocolate; 30 Preto | AB por medida correspondente da tabela
OY by format: 01 Square; 05 Rectangular | XX by colour: 10 White; 22 Gray; 23 Beige; 25 Moka ; 26 Anthracite; 27 Chocolate; 30 Black | AB by corresponding measure



B ↓ **A** → Caixa cartão - Card box

Dados técnicos - Technical data: P64 - 65

	750	800	900	1000	1100	1200	1300	1400	1500	1600	1700	1800	1900	2000	2100	2200	2300	2400	2500	2600	
700			172€	186€	215€	215€	244€	244€	251€	288€	301€	319€	345€	374€	401€						
750	172€		190€	190€	221€	221€	251€	251€	266€	307€	317€	321€	347€	374€	401€						
800		172€	196€	196€	224€	224€	262€	262€	282€	312€	319€	326€	355€	374€	401€						
900			218€	224€	252€	251€	290€	290€	311€	341€	347€	348€	374€	401€	430€						
1000				280€	281€	281€	319€	319€	339€	370€	375€	375€	401€	430€	458€						

REFERENCIA: 1641 1Y XX AB
Substituir / Replace :

OY por formato: 11 Quadrado; 15 Retangular | XX por cor: 10 Branco; 22 Cinza; 23 Bege; 25 Moka; 26 Antracite; 27 Chocolate; 30 Preto | AB por medida correspondente da tabela
OY by format: 01 Square; 05 Rectangular | XX by colour: 10 White; 22 Gray; 23 Beige; 25 Moka ; 26 Anthracite; 27 Chocolate; 30 Black | AB by corresponding measure

7 cores disponíveis (branco/antracite em stock, restantes sob encomenda)
7 colors available (white/ antracite in stock, others colors made to order)

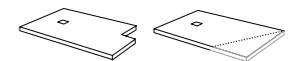
Grelha lacada à cor da base (a cor da grelha lacada pode diferir ligeiramente)
Lacquered drain cover same color as shower tray (the color of the lacquered drain cover may differ slightly)

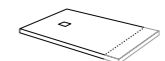
Outras cores RAL sob consulta com grelha inox escovado
Other RAL colors on request with brushed stainless steel drain cover

Incluída válvula Ø90 com sifão (débito de água sob 15mm : 60L/m)
Included Ø90 drain valve with water seal trap (water flow under 15mm: 60L/m)

100% impermeável não requer membrana isoladora
100% waterproof does not require an insulating membrane

Embalagem individual em caixa de madeira
Individual packaging in wooden box

Recorte, corte diagonal ou desbaste
Cutting, angle cutting or roughing  **50€**
99CORTEPLANSTONC

Corte simples
Simple cut  **35€**
99CORTEPLANSTONE

Acabamento do corte
Cut finish **10€**
99ACABAMENTO

Outras cores RAL acréscimo de 20% ao preço de tabela
Other RAL colors add 20% to the price list

Parabond 600 (cola e veda adesivo à base de MS polímero) 290ml
Parabond 600 (MS polymer based glue and adhesive seal) 290ml
(1 bisnaga 290ml p/1,5m²) (1 tube 290ml p/1,5m²) **18€**
52820122

Produto anticalcário 750ml
Product anti-lime 750ml **20€**
16330502

Kit reparação pequenas fissuras
Repair kit small cracks **54€**
07040XX


Grelha Lacada / Inox
Lacquered drain cover/Inox **26€**
52810015XX

Válvula Ø90 com sifão (débito de água sob 15mm : 60L/m)
Ø90 drain valve with water seal trap (water flow under 15mm: 60L/m) **26€**
56260006

Spray para reparação de pequenos riscos
Repair spray for small cracks **35€**
Indicar acabamento em pedra ou ardósia / specify stone or slate finish 07050XX

Substituir XX por: 10 Branco; 22 Cinza; 23 Bege; 25 Moka; 26 Antracite; 27 Chocolate; 30 Preto
Replace XX by: 10 White; 22 Gray; 23 Beige; 25 Moka; 26 Anthracite; 27 Chocolate; 30 Black

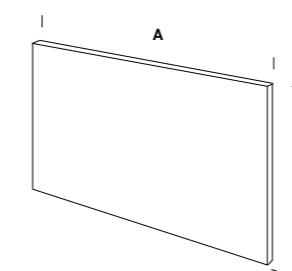
PAINÉIS →
⇒ PANELS



→ Pedra/Stone



→ Ardósia/Slate



ⓑ ↓

Ⓐ →

	700-1000	1010-1200	1210-1500	1510-1800	1810-2100
500-700	130€	155€	195€	225€	260€
710-750	145€	190€	225€	245€	270€
760-1000	200€	225€	270€	300€	370€
1010-1200	225€	240€	300€	370€	420€

REFERENCIA: 1633 OY XX AB
Substituir / Replace :

OY por acabamento: 01 Pedra; 02 Ardósia | XX por cor : 10 Branco; 22 Cinza; 23 Bege; 25 Moka; 26 Antracite; 27 Chocolate; 30 Preto | AB por intervalo de medida correspondente da tabela
OY with finish: 01 Stone; 02 Slate | XX by colour: 10 White; 22 Gray; 23 Beige; 25 Moka; 26 Anthracite; 27 Chocolate; 30 Black | AB by corresponding measurement range from the price list

7 cores disponíveis (produto feito por encomenda)
7 colors available (made to order)

Outras cores RAL sob consulta
Other RAL colors on request

Embalagem individual em caixa de madeira
Individual packaging in wooden box

Adaptável ao espaço
Adaptable to space

Outras cores RAL acréscimo de 20% ao preço de tabela
Other RAL colors add 20% to the price list

Espessura do painel 10 a 12mm
Panel thickness 10 to 12mm

Corte e acabamento incluído no preço
Cutting and finishing included in the price

Parabond 600 (cola e veda adesivo à base de MS polímero) 290ml
Parabond 600 (MS polymer based glue and adhesive seal) 290ml
(1 bisnaga 290ml p/1,5m²) (1 tube 290ml p/1,5m²)

18€
52820122

Produto anticálcio 750ml
Product anti-lime 750ml

20€
16330502

Kit reparação fissuras
Repair kit small cracks

54€
07040XX

Spray para reparação de pequenos riscos
Repair spray for small cracks

35€
07050XX

Indicar acabamento em pedra ou ardósia / specify stone or slate finish

Tira de acabamento até 200mm altura com 12mm espessura
(comprimento máximo da peça 2100mm)
Finishing strip up to 200mm height with 12mm thickness
(maximum length of piece 2100mm)

60€
metro linear

Tira de acabamento de 210 a 490mm altura com 12mm espessura
(comprimento máximo da peça 2100mm)
Finishing strip up 210mm to 490mm height with 12mm thickness
(maximum length of piece 2100mm)

110€
metro linear

Extensão para chão até 200mm largura (comprimento máximo da peça 1200mm -
espessura entre 25mm a 35mm a especificar pela cliente)
Floor extension up to 200mm width (maximum length of the workspace 1200mm
thickness between 25mm to 35mm to be specified by the customer)

100€
metro linear

Extensão para chão de 210mm a 500mm largura (comprimento máximo da
peça 1200mm - espessura entre 25mm a 35mm a especificar pela cliente)
Floor extension up 210mm to 500mm width (maximum length of the workspace
1200mm thickness between 25mm to 35mm to be specified by the customer)

150€
metro linear

Extensão para chão de 510mm a 1000mm largura (comprimento máximo da
peça 1200mm - espessura entre 25mm a 35mm a especificar pela cliente)
Floor extension up 510mm to 1000mm width (maximum length of the workspace
1200mm thickness between 25mm to 35mm to be specified by the customer)

250€
metro linear

Substituir XX por: 10 Branco; 22 Cinza; 23 Bege; 25 Moka; 26 Antracite; 27 Chocolate; 30 Preto
Replace XX by: 10 White; 22 Gray; 23 Beige; 25 Moka; 26 Anthracite; 27 Chocolate; 30 Black

*/BASES
ACRÍLICAS*

Acrylic shower trays

EXTRAPLANA →
⇒ **POUSAR**

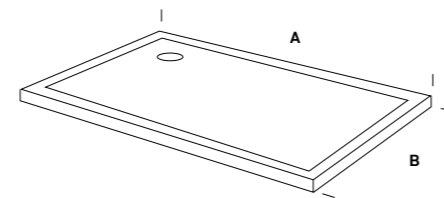
Self-standing



-  **Aba integral 50 ou 100mm**
Integral panel 50 or 100mm
-  **Altura interior (cuba) 25mm**
Inside height 25mm
-  **Fundo liso**
Smooth bottom
-  **Acabamento brilhante**
Glossy finish
-  **Chapa acrílica sanitária branca 3,2mm**
3.2mm white sanitary acrylic sheet

Incluída válvula Ø90 com reservatório
(débito de água sob 15mm : 60L/m)

Included Ø90 drain valve with reservoir
(water flow under 15mm: 60L/m)



→ **Extraplana 50**

B ↓ **A** →

	900	1000	1100	1200	1300	1400	1500	1600	1700	1800	1900	2000
700	159€ <small>160505109070</small>	178€ <small>1605051010070</small>	188€ <small>1605051011070</small>	195€ <small>1605051012070</small>	208€ <small>1605051013070</small>	220€ <small>1605051014070</small>	242€ <small>1605051015070</small>	267€ <small>1605051016070</small>	304€ <small>1605051017070</small>	338€ <small>1605051018070</small>		
750	164€ <small>160505109075</small>	183€ <small>1605051010075</small>	194€ <small>1605051011075</small>	200€ <small>1605051012075</small>	215€ <small>1605051013075</small>	226€ <small>1605051014075</small>	251€ <small>1605051015075</small>	280€ <small>1605051016075</small>	319€ <small>1605051017075</small>	338€ <small>1605051018075</small>		
800	172€ <small>160505109080</small>	188€ <small>1605051010080</small>	199€ <small>1605051011080</small>	207€ <small>1605051012080</small>	220€ <small>1605051013080</small>	233€ <small>1605051014080</small>	259€ <small>1605051015080</small>	296€ <small>1605051016080</small>	333€ <small>1605051017080</small>	351€ <small>1605051018080</small>	395€ <small>1605051019080</small>	438€ <small>1605051020080</small>
900		212€ <small>1605051010090</small>	222€ <small>1605051011090</small>	228€ <small>1605051012090</small>	236€ <small>1605051013090</small>	252€ <small>1605051014090</small>	279€ <small>1605051015090</small>	314€ <small>1605051016090</small>	351€ <small>1605051017090</small>	380€ <small>1605051018090</small>	425€ <small>1605051019090</small>	467€ <small>1605051020090</small>



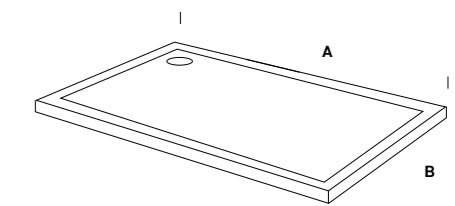
EXTRAPLANA →
⇒ POUSAR

Self-standing



→ Extraplana Especial 100

Retangular
Rectangular



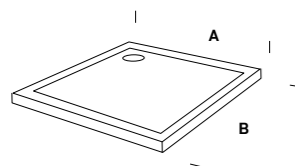
B ↓ A →

	900	1000	1100	1200	1300	1400	1500	1600	1700	1800	1900	2000
700	167€ <small>160506109070</small>	186€ <small>1605061010070</small>	197€ <small>1605061011070</small>	204€ <small>16050612070</small>	218€ <small>1605061013070</small>	230€ <small>1605061014070</small>	253€ <small>1605061015070</small>	280€ <small>1605061016070</small>	318€ <small>1605061017070</small>	354€ <small>1605061018070</small>		
750	172€ <small>160506109075</small>	192€ <small>1605061010075</small>	203€ <small>1605061011075</small>	209€ <small>1605061012075</small>	225€ <small>1605061013075</small>	237€ <small>1605061014075</small>	263€ <small>1605061015075</small>	293€ <small>1605061016075</small>	334€ <small>1605061017075</small>	354€ <small>1605061018075</small>		
800	180€ <small>160506109080</small>	197€ <small>1605061010080</small>	208€ <small>1605061011080</small>	217€ <small>1605061012080</small>	230€ <small>1605061013080</small>	244€ <small>1605061014080</small>	271€ <small>1605061015080</small>	310€ <small>1605061016080</small>	349€ <small>1605061017080</small>	368€ <small>1605061018080</small>	414€ <small>1605061019080</small>	459€ <small>1605061020080</small>
900		222€ <small>1605061010090</small>	233€ <small>1605061011090</small>	239€ <small>1605061012090</small>	247€ <small>1605061013090</small>	264€ <small>1605061014090</small>	292€ <small>1605061015090</small>	329€ <small>1605061016090</small>	368€ <small>1605061017090</small>	399€ <small>1605061018090</small>	445€ <small>1605061019090</small>	489€ <small>1605061020090</small>

→ Extraplana 50

Dados técnicos - Technical data: P66 - 67

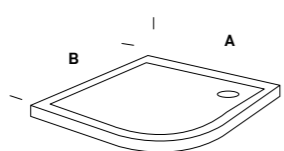
Quadrada
Square



B ↓ A →

	800	900	1000
800	125€ <small>160501108080</small>		
900		143€ <small>160501109090</small>	
1000			171€ <small>16050110100100</small>

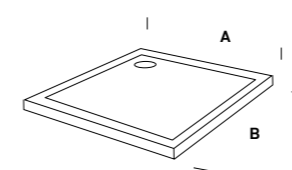
Canto
Corner



B ↓ A →

	800	900	1000
800	125€ <small>160503108080</small>		
900		143€ <small>160503109090</small>	
1000			171€ <small>16050310100100</small>

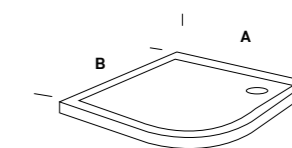
Quadrada
Square



B ↓ A →

	800	900	1000
800	131€ <small>160502108080</small>		
900		150€ <small>1605029090</small>	
1000			179€ <small>160502100100</small>

Canto
Corner



B ↓ A →

	800	900	1000
800	131€ <small>160504108080</small>		
900		150€ <small>160504109090</small>	
1000			179€ <small>160502100100</small>

Válvula Ø90 com reservatório (débito de água sob 15mm : 60L/m)
Shower tray siphon hole Ø90 drain valve with reservoir (water flow under 15mm: 60L/m) 25€
56260004

Kit de reparação para bases de duche em acrílico
Repair Kit for acrylic shower trays 22€
0704001

PLANÍSSIMA →
⇒ **POUSAR**

Self-standing



Aba integral 75mm
Integral panel 75mm



Altura interior (cuba) 45mm
Inside height 45mm



Fundo liso
Smooth bottom



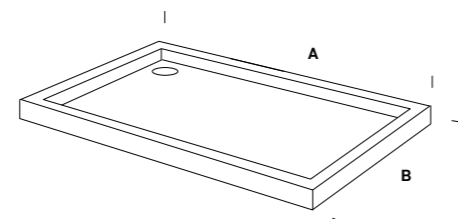
Acabamento brilhante
Glossy finish



Chapa acrílica sanitária branca 3,2mm
3.2mm white sanitary acrylic sheet

Incluída válvula Ø90 com reservatório
(débito de água sob 15mm : 60L/m)

Included Ø90 drain valve with reservoir
(water flow under 15mm: 60L/m)



B ↓ **A** >

	900	1000	1100	1200	1300	1400	1500	1600	1700	1800	1900	2000
700	159€	178€	188€	195€	208€	220€	242€	267€	304€	338€		
	160306109070	1603061010070	1603061011070	1603061012070	1603061013070	1603061014070	1603061015070	1603061016070	1603061017070	1603061018070		
750	164€	183€	194€	200€	215€	226€	251€	280€	319€	338€		
	160306109075	1603061010075	1603061011075	1603061012075	1603061013075	1603061014075	1603061015075	1603061016075	1603061017075	1603061018075		
800	172€	188€	199€	207€	220€	233€	259€	296€	333€	351€	395€	438€
	160306109080	1603061010080	1603061011080	1603061012080	1603061013080	1603061014080	1603061015080	1603061016080	1603061017080	1603061018080	1603061019080	1603061020080
900		212€	222€	228€	236€	252€	279€	314€	351€	380€	425€	467€
		1603061010090	1603061011090	1603061012090	1603061013090	1603061014090	1603061015090	1603061016090	1603061017090	1603061018090	1603061019090	1603061020090



PLANÍSSIMA →
⇒ POUSAR

Self-standing



Dados técnicos - Technical data: P68 - 69

→ Planissima

Quadrada
Square



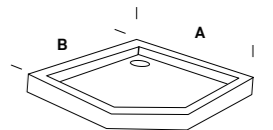
	B ↓	A →					
			700	750	800	900	1000
700			109€ <small>160302107070</small>				
750			115€ <small>160302107575</small>				
800				125€ <small>160302108080</small>			
900					143€ <small>160302109090</small>		
1000						171€ <small>16030210100100</small>	

Canto
Corner



	B ↓	A →					
			750	800	900	1000	
750			122€ <small>1603047575</small>				
800				125€ <small>1603048080</small>			
900					143€ <small>1603049090</small>		
1000						171€ <small>160304100100</small>	

Pentagonal
Pentagonal



	B ↓	A →		
			900	1000
900			143€ <small>160307109090</small>	
1000				171€ <small>16030710100100</small>

Válvula Ø90 com reservatório (débito de água sob 15mm : 60L/m)
Shower tray siphon hole Ø90 drain valve with reservoir (water flow under 15mm: 60L/m)

25€
56260004

Kit de reparação para bases de duche em acrílico
Repair Kit for acrylic shower trays

22€
0704001


PLANÍSSIMA →
 ⇒ ANTIDERRAPANTE/ POUSAR


Anti-slip / Self-standing



- 

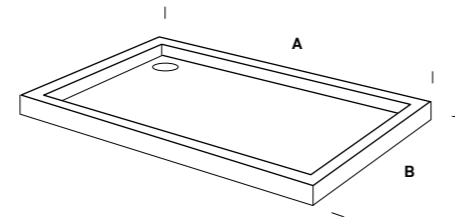
Aba integral 75mm
Integral panel 75mm
 - 

Altura interior (cuba) 45mm
Inside height 45mm
 - 

Fundo antiderrapante
Non-slip bottom
 - 


Acabamento brilhante
Glossy finish
 - 

Chapa acrílica sanitária branca 3,2mm
3.2mm white sanitary acrylic sheet
- Incluída válvula Ø90 com reservatório**
(débito de água sob 15mm : 60L/m)
- Included Ø90 drain valve with reservoir**
(water flow under 15mm: 60L/m)



B ↓ **A** →

	900	1000	1100	1200	1300	1400	1500	1600	1700	1800	1900	2000
700	163€ 160305109070	184€ 1603051010070	195€ 1603051011070	200€ 1603051012070	215€ 1603051013070	227€ 1603051014070	249€ 1603051015070	276€ 1603051016070	313€ 1603051017070	348€ 1603051018070		
750	170€ 160305109075	188€ 1603051010075	199€ 1603051011075	206€ 1603051012075	220€ 1603051013075	233€ 1603051014075	259€ 1603051015075	288€ 1603051016075	327€ 1603051017075	348€ 1603051018075		
800	176€ 160305109080	195€ 1603051010080	205€ 1603051011080	213€ 1603051012080	227€ 1603051013080	240€ 1603051014080	266€ 1603051015080	304€ 1603051016080	344€ 1603051017080	362€ 1603051018080	407€ 1603051019080	451€ 1603051020080
900		218€ 1603051010090	228€ 1603051011090	235€ 1603051012090	243€ 1603051013090	261€ 1603051014090	287€ 1603051015090	324€ 1603051016090	362€ 1603051017090	391€ 1603051018090	437€ 1603051019090	481€ 1603051020090



PLANÍSSIMA →
 ⇒ ANTIDERRAPANTE/ POUSAR

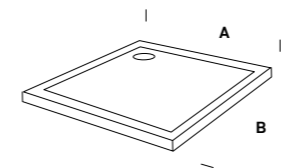
Anti-slip / Self-standing



Dados técnicos - Technical data: P68 - 69

→ Planíssima Antiderrapante

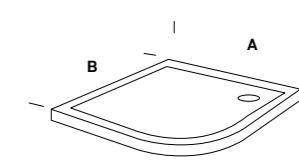
Quadrada
Square



ⓑ ↓ ⓐ →

	700	750	800	900	1000
700	113€ 160301107070				
750		118€ 160301107575			
800			129€ 160301108080		
900				149€ 160301109090	
1000					175€ 16030110100100

Canto
Corner



ⓑ ↓ ⓐ →

	750	800	900	1000
750	125€ 160303107575			
800		129€ 160303108080		
900			149€ 160303109090	
1000				175€ 16030310100100

Válvula Ø90 com reservatório (débito de água sob 15mm : 60L/m)
 Shower tray siphon hole Ø90 drain valve with reservoir (water flow under 15mm: 60L/m)

25€
56260004

Kit de reparação para bases de duche em acrílico
 Repair Kit for acrylic shower trays

22€
0704001

EASYHELP 25 →
⇒ ENCASTRAR

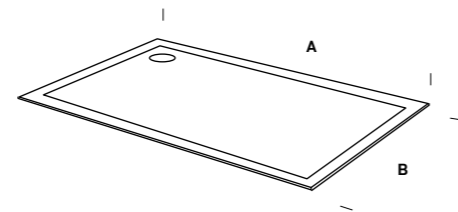
Recessed



- 
Aba 10mm
Flap 10mm
- 
Altura interior (cuba) 25mm
Inside height 25mm
- 
Fundo liso
Smooth bottom
- 
Acabamento brilhante
Glossy finish
- 
Chapa acrílica sanitária branca 3,2mm
3.2mm white sanitary acrylic sheet

Incluída válvula Ø90 com reservatório
(débito de água sob 15mm : 60L/m)

Included Ø90 drain valve with reservoir
(water flow under 15mm: 60L/m)



ⓑ ↓ ⓐ →

	900	1000	1100	1200	1300	1400	1500	1600	1700	1800	1900	2000
700	184€ <small>160605109070</small>	207€ <small>1606051010070</small>	219€ <small>1606051011070</small>	226€ <small>1606051012070</small>	242€ <small>1606051013070</small>	256€ <small>1606051014070</small>	281€ <small>1606051015070</small>	310€ <small>1606051016070</small>	353€ <small>1606051017070</small>	392€ <small>1606051018070</small>		
750	192€ <small>160605109075</small>	213€ <small>1606051010075</small>	224€ <small>1606051011075</small>	234€ <small>1606051012075</small>	249€ <small>1606051013075</small>	263€ <small>1606051014075</small>	291€ <small>1606051015075</small>	325€ <small>1606051016075</small>	370€ <small>1606051017075</small>	392€ <small>1606051018075</small>		
800	200€ <small>160605109080</small>	219€ <small>1606051010080</small>	231€ <small>1606051011080</small>	241€ <small>1606051012080</small>	256€ <small>1606051013080</small>	269€ <small>1606051014080</small>	302€ <small>1606051015080</small>	344€ <small>1606051016080</small>	386€ <small>1606051017080</small>	408€ <small>1606051018080</small>	460€ <small>1606051019080</small>	510€ <small>1606051020080</small>
900		246€ <small>1606051010090</small>	258€ <small>1606051011090</small>	264€ <small>1606051012090</small>	276€ <small>1606051013090</small>	292€ <small>1606051014090</small>	324€ <small>1606051015090</small>	366€ <small>1606051016090</small>	408€ <small>1606051017090</small>	443€ <small>1606051018090</small>	494€ <small>1606051019090</small>	543€ <small>1606051020090</small>



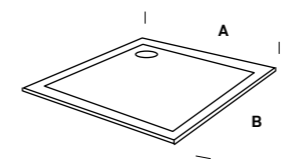
EASYHELP 25 →
 ⇒ ENCASTRAR

Recessed



Ideal para fácil acessibilidade
 Ideal for easy accessibility

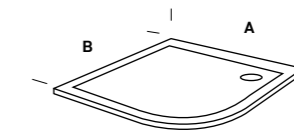
Quadrada
 Square



B ↓ **A** >

	800	900	1000
800	146€ 160601108080		
900		166€ 160601109090	
1000			198€ 16060110100100

Canto
 Corner



B ↓ **A** >

	800	900	1000
800	146€ 160603108080		
900		166€ 160603109090	
1000			198€ 16060310100100

Válvula Ø90 com reservatório (débito de água sob 15mm : 60L/m)
 Shower tray siphon hole Ø90 drain valve with reservoir(water flow under 15mm: 60L/m)

25€
 56260004


Kit de reparação para bases de duche em acrílico
 Repair Kit for acrylic shower trays


22€
 0704001


EASYHELP 45 →
⇒ ENCASTRAR


Recessed




- 

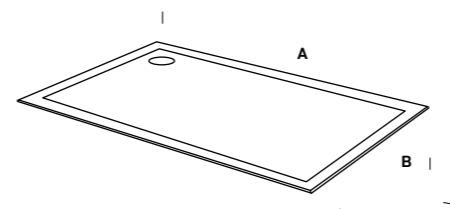
Aba 10mm
Flap 10mm
 - 

Altura interior (cuba) 45mm
Inside height 45mm
 - 

Fundo liso
Smooth bottom
 - 

Acabamento brilhante
Glossy finish
 - 

Chapa acrílica sanitária branca 3,2mm
3.2mm white sanitary acrylic sheet
- Incluída válvula Ø90 com reservatório**
(débito de água sob 15mm : 60L/m)
- Included Ø90 drain valve with reservoir**
(water flow under 15mm: 60L/m)



B ↓ **A** →

	900	1000	1100	1200	1300	1400	1500	1600	1700	1800	1900	2000
700	184€ <small>160606109070</small>	207€ <small>1606061010070</small>	219€ <small>1606061011070</small>	226€ <small>1606061012070</small>	242€ <small>1606061013070</small>	256€ <small>1606061014070</small>	281€ <small>1606061015070</small>	310€ <small>1606061016070</small>	353€ <small>1606061017070</small>	392€ <small>1606061018070</small>		
750	192€ <small>160606109075</small>	213€ <small>1606061010075</small>	224€ <small>1606061011075</small>	234€ <small>1606061012075</small>	249€ <small>1606061013075</small>	263€ <small>1606061014075</small>	291€ <small>1606061015075</small>	325€ <small>1606061016075</small>	370€ <small>1606061017075</small>	392€ <small>1606061018075</small>		
800	200€ <small>160606109080</small>	219€ <small>1606061010080</small>	231€ <small>1606061011080</small>	241€ <small>1606061012080</small>	256€ <small>1606061013080</small>	269€ <small>1606061014080</small>	302€ <small>1606061015080</small>	344€ <small>1606061016080</small>	386€ <small>1606061017080</small>	408€ <small>1606061018080</small>	460€ <small>1606061019080</small>	510€ <small>1606061020080</small>
900		246€ <small>1606061010090</small>	258€ <small>1606061011090</small>	264€ <small>1606061012090</small>	276€ <small>1606061013090</small>	292€ <small>1606061014090</small>	324€ <small>1606061015090</small>	366€ <small>1606061016090</small>	408€ <small>1606061017090</small>	443€ <small>1606061018090</small>	494€ <small>1606061019090</small>	543€ <small>1606061020090</small>



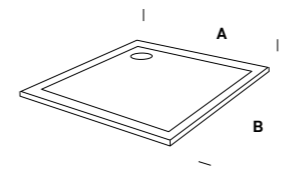
EASYHELP 45 →
 ⇒ ENCASTRAR

Recessed



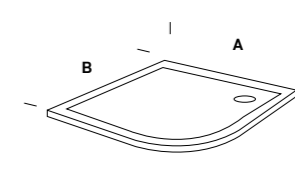
Ideal para fácil acessibilidade
 Ideal for easy accessibility

Quadrada
 Square



	B ↓	A →	
	800	900	1000
800	146€ <small>160602108080</small>		
900		166€ <small>160602109090</small>	
1000			198€ <small>16060210100100</small>

Canto
 Corner



	B ↓	A →	
	800	900	1000
800	146€ <small>160604108080</small>		
900		166€ <small>160604109090</small>	
1000			198€ <small>16060410100100</small>

Válvula Ø90 com reservatório (débito de água sob 15mm : 60L/m)
 Shower tray siphon hole Ø90 drain valve with reservoir (water flow under 15mm: 60L/m)

25€
56260004

Kit de reparação para bases de duche em acrílico
 Repair Kit for acrylic shower trays

22€
0704001

CLÁSSICA →
⇒ POUSAR

Self-standing



Aba integral 75mm
Integral panel 75mm



Altura interior (cuba) 50mm
Inside height 50mm



Acabamento brilhante
Glossy finish



Fundo antiderrapante
Non-slip bottom



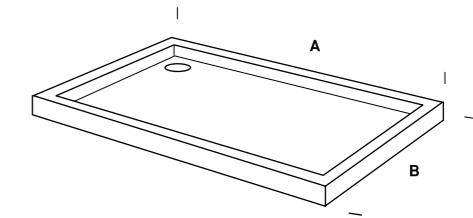
Chapa acrílica sanitária
branca 3,2mm
3.2mm white sanitary
acrylic sheet

Não inclui válvula de Ø50
Drain valve Ø50 not included

Dados técnicos - Technical data: P74

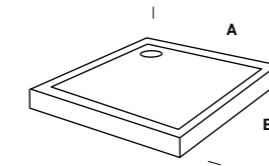


Retangular
Rectangular



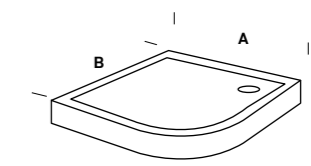
	B ↓ A >					
	900	1000	1200	1300	1400	1500
700		131€ 1604061010070	147€ 1604061012070			
750	118€ 160406109075	136€ 1604061010075	152€ 1604061012075			
800		136€ 1604061010080	154€ 1604061012080	163€ 1604061013080	175€ 1604061014080	201€ 1604061015080

Quadrada
Square



	B ↓ A >				
	700	750	800	850	900
700	83€ 160402107070				
750		102€ 160402107575			
800			95€ 160402108080		
850				112€ 160402108585	
900					117€ 160402109090

Canto
Corner



	B ↓ A >		
	800	850	900
800	95€ 160404108080		
850		112€ 160404108585	
900			117€ 160404109090

Válvula de descarga sifonada Ø50 com reservatório
Shower tray siphon hole Ø50 waste 23€
56260000

Válvula de descarga com sifão 50mm
Shower tray inox trapped outlet Ø50 with siphon 8€
56260002

Válvula de descarga sem sifão 50mm
Shower tray inox trapped outlet Ø50 without siphon 6€
56260003

Kit de reparação para bases de duche em acrílico
Repair kit for acrylic shower trays 22€
0704001

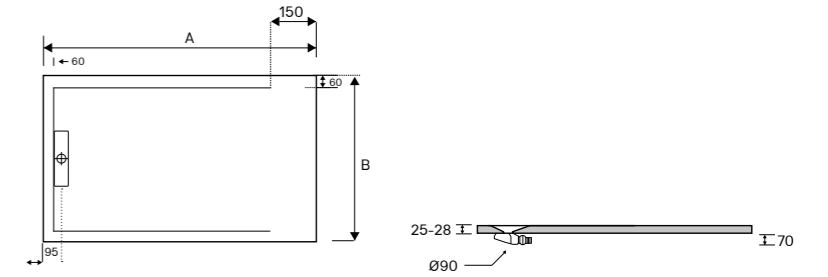
►► PLANSTONE SLIM RETANGULAR →

P. 6

XX: 10 Branco | 22 Cinza | 23 Bege | 26 Antracite | 25 Moka | 27 Chocolate | 30 Preto XX: 10 White | 22 Gray | 23 Beige | 26 Anthracite | 25 Moka | 27 Chocolate | 30 Black

Medida (mm)	Referência	A	B
800x700	166105 XX 8070	800	700
900x700	166105 XX 9070	900	700
900x750	166105 XX 9075	900	750
900x800	166105 XX 9080	900	800
1000x700	166105 XX 10070	1000	700
1000x750	166105 XX 10075	1000	750
1000x800	166105 XX 10080	1000	800
1000x900	166105 XX 10090	1000	900
1100x700	166105 XX 11070	1100	700
1100x750	166105 XX 11075	1100	750
1100x800	166105 XX 11080	1100	800
1100x900	166105 XX 11090	1100	900
1100x1000	166105 XX 110100	1100	1000
1200x700	166105 XX 12070	1200	700
1200x750	166105 XX 12075	1200	750
1200x800	166105 XX 12080	1200	800
1200x900	166105 XX 12090	1200	900
1200x1000	166105 XX 120100	1200	1000
1300x700	166105 XX 13070	1300	700
1300x750	166105 XX 13075	1300	750
1300x800	166105 XX 13080	1300	800
1300x900	166105 XX 13090	1300	900
1300x1000	166105 XX 130100	1300	1000
1400x700	166105 XX 14070	1400	700
1400x750	166105 XX 14075	1400	750
1400x800	166105 XX 14080	1400	800
1400x900	166105 XX 14090	1400	900
1400x1000	166105 XX 140100	1400	1000
1500x700	166105 XX 15070	1500	700
1500x750	166105 XX 15075	1500	750
1500x800	166105 XX 15080	1500	800
1500x900	166105 XX 15090	1500	900
1500x1000	166105 XX 150100	1500	1000
1600x700	166105 XX 16070	1600	700
1600x750	166105 XX 16075	1600	750
1600x800	166105 XX 16080	1600	800
1600x900	166105 XX 16090	1600	900
1600x1000	166105 XX 160100	1600	1000
1700x700	166105 XX 17070	1700	700
1700x750	166105 XX 17075	1700	750
1700x800	166105 XX 17080	1700	800
1700x900	166105 XX 17090	1700	900
1700x1000	166105 XX 170100	1700	1000
1800x700	166105 XX 18070	1800	700
1800x750	166105 XX 18075	1800	750
1800x800	166105 XX 18080	1800	800
1800x900	166105 XX 18090	1800	900
1800x1000	166105 XX 180100	1800	1000
1900x700	166105 XX 19070	1900	700

Medidas em Milímetros (mm) Tolerância: +/- 1%
Measure in Millimeters (mm) Tolerance +/- 1%



Medida (mm)	Referência	A	B
1900x750	166105 XX 19075	1900	750
1900x800	166105 XX 19080	1900	800
1900x900	166105 XX 19090	1900	900
1900x1000	166105 XX 190100	1900	1000
2000x700	166105 XX 20070	2000	700
2000x750	166105 XX 20075	2000	750
2000x800	166105 XX 20080	2000	800
2000x900	166105 XX 20090	2000	900
2000x1000	166105 XX 200100	2000	1000
2100x700	166105 XX 21070	2100	700
2100x750	166105 XX 21075	2100	750
2100x800	166105 XX 21080	2100	800
2100x900	166105 XX 21090	2100	900
2100x1000	166105 XX 210100	2100	1000

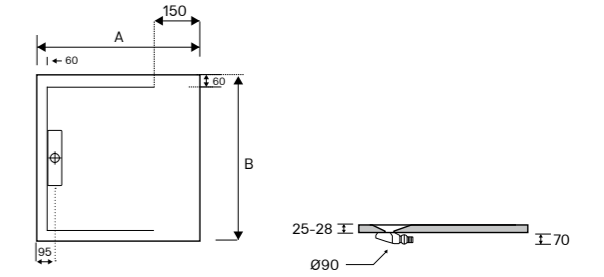
►► PLANSTONE SLIM QUADRADA →

P. 6

XX: 10 Branco | 22 Cinza | 23 Bege | 26 Antracite | 25 Moka | 27 Chocolate | 30 Preto XX: 10 White | 22 Gray | 23 Beige | 26 Anthracite | 25 Moka | 27 Chocolate | 30 Black

Medida (mm)	Referência	A	B
800x800	166101 XX 8080	800	800
900x900	166101 XX 9090	900	900
1000x1000	166101 XX 100100	1000	1000

Medidas em Milímetros (mm) Tolerância: +/- 1%
Measure in Millimeters (mm) Tolerance +/- 1%

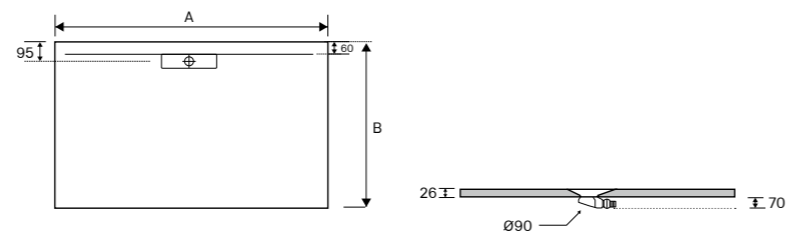


→ PLANSTONE DUO RETANGULAR →

P. 10

XX: 10 Branco | 22 Cinza | 23 Bege | 26 Antracite | 25 Moka | 27 Chocolate | 30 Preto XX: 10 White | 22 Gray | 23 Beige | 26 Anthracite | 25 Moka | 27 Chocolate | 30 Black

Medida (mm)	Referência	A	B
1000x800	165105 XX 10080	1000	800
1000x900	165105 XX 10090	1000	900
1100x800	165105 XX 11080	1100	800
1100x900	165105 XX 11090	1100	900
1100x1000	165105 XX 110100	1100	1000
1200x800	165105 XX 12080	1200	800
1200x900	165105 XX 12090	1200	900
1200x1000	165105 XX 120100	1200	1000
1300x800	165105 XX 13080	1300	800
1300x900	165105 XX 13090	1300	900
1300x1000	165105 XX 130100	1300	1000
1400x800	165105 XX 14080	1400	800
1400x900	165105 XX 14090	1400	900
1400x1000	165105 XX 140100	1400	1000
1500x800	165105 XX 15080	1500	800
1500x900	165105 XX 15090	1500	900
1500x1000	165105 XX 150100	1500	1000
1600x800	165105 XX 16080	1600	800
1600x900	165105 XX 16090	1600	900
1600x1000	165105 XX 160100	1600	1000
1700x800	165105 XX 17080	1700	800
1700x900	165105 XX 17090	1700	900
1700x1000	165105 XX 170100	1700	1000
1800x800	165105 XX 18080	1800	800
1800x900	165105 XX 18090	1800	900
1800x1000	165105 XX 180100	1800	1000
1900x800	165105 XX 19080	1900	800
1900x900	165105 XX 19090	1900	900
1900x1000	165105 XX 190100	1900	1000
2000x800	165105 XX 20080	2000	800
2000x900	165105 XX 20090	2000	900
2000x1000	165105 XX 200100	2000	1000
2100x800	165105 XX 21080	2100	800
2100x900	165105 XX 21090	2100	900
2100x1000	165105 XX 210100	2100	1000
2200x800	165105 XX 22080	2200	800
2200x900	165105 XX 22090	2200	900
2200x1000	165105 XX 220100	2200	1000
2300x800	165105 XX 23080	2300	800
2300x900	165105 XX 23090	2300	900
2300x1000	165105 XX 230100	2300	1000
2400x800	165105 XX 24080	2400	800
2400x900	165105 XX 24090	2400	900
2400x1000	165105 XX 240100	2400	1000
2500x800	165105 XX 25080	2500	800
2500x900	165105 XX 25090	2500	900
2500x1000	165105 XX 250100	2500	1000
2600x800	165105 XX 26080	2600	800
2600x900	165105 XX 26090	2600	900
2600x1000	165105 XX 260100	2600	1000

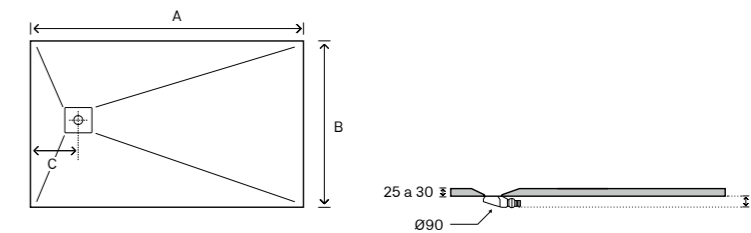


→ PLANSTONE PEDRA RETANGULAR →

P. 14

XX: 10 Branco | 22 Cinza | 23 Bege | 26 Antracite | 25 Moka | 27 Chocolate | 30 Preto XX: 10 White | 22 Gray | 23 Beige | 26 Anthracite | 25 Moka | 27 Chocolate | 30 Black

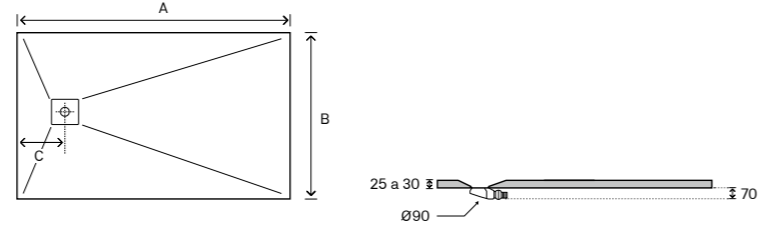
Medida (mm)	Referência	A	B	C
800x700	163105XX8070	800	700	250
900x700	163105XX9070	900	700	250
900x750	163105XX9075	900	750	250
900x800	163105XX9080	900	800	250
1000x700	163105 XX 10070	1000	700	250
1000x750	163105 XX 10075	1000	750	250
1000x800	163105 XX 10080	1000	800	250
1000x900	163105 XX 10090	1000	900	250
1100x700	163105 XX 11070	1100	700	250
1100x750	163105 XX 11075	1100	750	250
1100x800	163105 XX 11080	1100	800	250
1100x900	163105 XX 11090	1100	900	250
1100x1000	163105 XX 110100	1100	1000	250
1200x700	163105 XX 12070	1200	700	250
1200x750	163105 XX 12075	1200	750	250
1200x800	163105 XX 12080	1200	800	250
1200x900	163105 XX 12090	1200	900	250
1200x1000	163105 XX 120100	1200	1000	250
1200x1100	163105 XX 120110	1200	1100	250
1300x700	163105 XX 13070	1300	700	350
1300x750	163105 XX 13075	1300	750	350
1300x800	163105 XX 13080	1300	800	350
1300x900	163105 XX 13090	1300	900	350
1300x1000	163105 XX 130100	1300	1000	350
1300x1100	163105 XX 130110	1300	1100	350
1300x1200	163105 XX 130120	1300	1200	350
1400x700	163105 XX 14070	1400	700	350
1400x750	163105 XX 14075	1400	750	350
1400x800	163105 XX 14080	1400	800	350
1400x900	163105 XX 14090	1400	900	350
1400x1000	163105 XX 140100	1400	1000	350
1400x1100	163105 XX 140110	1400	1100	350
1400x1200	163105 XX 140120	1400	1200	350
1500x700	163105 XX 15070	1500	700	350
1500x750	163105 XX 15075	1500	750	350
1500x800	163105 XX 15080	1500	800	350
1500x900	163105 XX 15090	1500	900	350
1500x1000	163105 XX 150100	1500	1000	350
1500x1100	163105 XX 150110	1500	1100	350
1500x1200	163105 XX 150120	1500	1200	350
1600x700	163105 XX 16070	1600	700	450
1600x750	163105 XX 16075	1600	750	450
1600x800	163105 XX 16080	1600	800	450
1600x900	163105 XX 16090	1600	900	450
1600x1000	163105 XX 160100	1600	1000	450
1600x1100	163105 XX 160110	1600	1100	450
1600x1200	163105 XX 160120	1600	1200	450
1700x700	163105 XX 17070	1700	700	450
1700x750	163105 XX 17075	1700	750	450



»» PLANSTONE PEDRA RETANGULAR →

P. 14

XX: 10 Branco | 22 Cinza | 23 Bege | 26 Antracite | 25 Moka | 27 Chocolate | 30 Preto XX: 10 White | 22 Gray | 23 Beige | 26 Anthracite | 25 Moka | 27 Chocolate | 30 Black



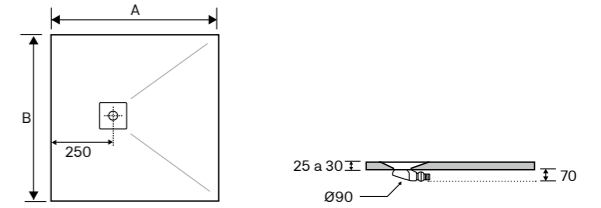
Medida (mm)	Referência	A	B	C
1700x800	163105 XX 17080	1700	800	450
1700x900	163105 XX 17090	1700	900	450
1700x1000	163105 XX 170100	1700	1000	450
1700x1100	163105 XX 170110	1700	1100	450
1700x1200	163105 XX 170120	1700	1200	450
1800x700	163105 XX 18070	1800	700	450
1800x750	163105 XX 18075	1800	750	450
1800x800	163105 XX 18080	1800	800	450
1800x900	163105 XX 18090	1800	900	450
1800x1000	16305 XX 180100	1800	1000	450
1800x1100	16305 XX 180110	1800	1100	450
1800x1200	16305 XX 180120	1800	1200	450
1900x700	163105 XX 19070	1900	700	620
1900x750	163105 XX 19075	1900	750	620
1900x800	163105 XX 19080	1900	800	620
1900x900	163105 XX 19090	1900	900	620
1900x1000	163105 XX 190100	1900	1000	620
1900x1100	163105 XX 190110	1900	1100	620
1900x1200	163105 XX 190120	1900	1200	620
2000x700	163105 XX 20070	2000	700	620
2000x750	163105 XX 20075	2000	750	620
2000x800	163105 XX 20080	2000	800	620
2000x900	163105 XX 20090	2000	900	620
2000x1000	163105 XX 200100	2000	1000	620
2000x1100	163105 XX 200110	2000	1100	620
2000x1200	163105 XX 200120	2000	1200	620
2100x700	163105 XX 21070	2100	700	620
2100x750	163105 XX 21075	2100	750	620
2100x800	163105 XX 21080	2100	800	620
2100x900	163105 XX 21090	2100	900	620
2100x1000	163105 XX 210100	2100	1000	620
2100x1100	163105 XX 210110	2100	1100	620
2100x1200	163105 XX 210120	2100	1200	620
2200x800	163105 XX 22080	2200	800	620
2200x900	163105 XX 22090	2200	900	620
2200x1000	163105 XX 220100	2200	1000	620
2300x800	163105 XX 23080	2300	800	620
2300x900	163105 XX 23090	2300	900	620
2300x1000	163105 XX 230100	2300	1000	620
2400x800	163105 XX 24080	2400	800	620
2400x900	163105 XX 24090	2400	900	620
2400x1000	163105 XX 240100	2400	1000	620
2500x800	163105 XX 25080	2500	800	620
2500x900	163105 XX 25090	2500	900	620
2500x1000	163105 XX 250100	2500	1000	620
2600x800	163105 XX 26080	2600	800	620
2600x900	163105 XX 26090	2600	900	620
2600x1000	163105 XX 260100	2600	1000	620

»» PLANSTONE PEDRA QUADRADA →

P. 14

XX: 10 Branco | 22 Cinza | 23 Bege | 26 Antracite | 25 Moka | 27 Chocolate | 30 Preto XX: 10 White | 22 Gray | 23 Beige | 26 Anthracite | 25 Moka | 27 Chocolate | 30 Black

Medida (mm)	Referência	A	B
700x700	163101 XX 7070	700	700
750x750	163101 XX 7575	750	750
800x800	163101 XX 8080	800	800
900x900	163101 XX 9090	900	900
1000x1000	163101 XX 100100	1000	1000
1100x1100	163101 XX 110110	1100	1100
1200x1200	163101 XX 120120	1200	1200

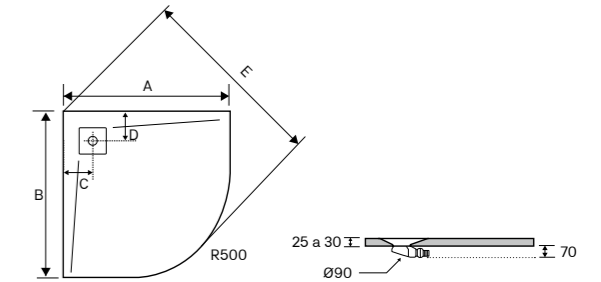


»» PLANSTONE PEDRA CANTO →

P. 18

XX: 10 Branco | 22 Cinza | 23 Bege | 26 Antracite | 25 Moka | 27 Chocolate | 30 Preto XX: 10 White | 22 Gray | 23 Beige | 26 Anthracite | 25 Moka | 27 Chocolate | 30 Black

Medida (mm)	Referência	A	B	C	D	E
800x800	163103 XX 8080	800	800	250	250	930
900x900	163103 XX 9090	900	900	250	250	1070
1000x1000	163103 XX 100100	1000	1000	250	250	1190

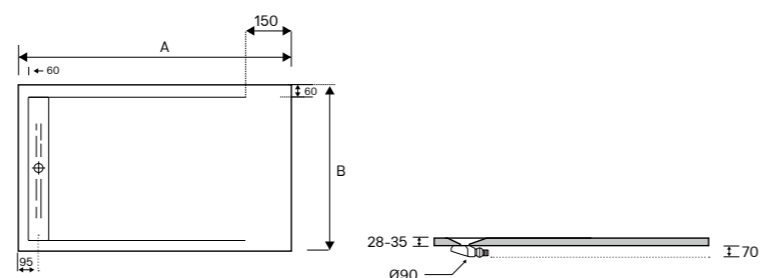


→ PLANSTONE PLUS PEDRA RETANGULAR →

P. 20

XX: 10 Branco | 22 Cinza | 23 Bege | 26 Antracite | 25 Moka | 27 Chocolate | 30 Preto XX: 10 White | 22 Gray | 23 Beige | 26 Anthracite | 25 Moka | 27 Chocolate | 30 Black

Medida (mm)	Referência	A	B
900x700	163205 XX 9070	900	700
900x750	163205 XX 9075	900	750
900x800	163205 XX 9080	900	800
1000x700	163205 XX 10070	1000	700
1000x750	163205 XX 10075	1000	750
1000x800	163205 XX 10080	1000	800
1000x900	163205 XX 10090	1000	900
1100x700	163205 XX 11070	1100	700
1100x750	163205 XX 11075	1100	750
1100x800	163205 XX 11080	1100	800
1100x900	163205 XX 11090	1100	900
1200x700	163205 XX 12070	1200	700
1200x750	163205 XX 12075	1200	750
1200x800	163205 XX 12080	1200	800
1200x900	163205 XX 12090	1200	900
1300x700	163205 XX 13070	1300	700
1300x750	163205 XX 13075	1300	750
1300x800	163205 XX 13080	1300	800
1300x900	163205 XX 13090	1300	900
1400x700	163205 XX 14070	1400	700
1400x750	163205 XX 14075	1400	750
1400x800	163205 XX 14080	1400	800
1400x900	163205 XX 14090	1400	900
1500x700	163205 XX 15070	1500	700
1500x750	163205 XX 15075	1500	750
1500x800	163205 XX 15080	1500	800
1500x900	163205 XX 15090	1500	900
1600x700	163205 XX 16070	1600	700
1600x750	163205 XX 16075	1600	750
1600x800	163205 XX 16080	1600	800
1600x900	163205 XX 16090	1600	900
1700x700	163205 XX 17070	1700	700
1700x750	163205 XX 17075	1700	750
1700x800	163205 XX 17080	1700	800
1700x900	163205 XX 17090	1700	900
1800x700	163205 XX 18070	1800	700
1800x750	163205 XX 18075	1800	750
1800x800	163205 XX 18080	1800	800
1800x900	163205 XX 18090	1800	900
1900x700	163205 XX 19070	1900	700
1900x750	163205 XX 19075	1900	750
1900x800	163205 XX 19080	1900	800
1900x900	163205 XX 19090	1900	900
2000x700	163205 XX 20070	2000	700
2000x750	163205 XX 20075	2000	750
2000x800	163205 XX 20080	2000	800
2000x900	163205 XX 20090	2000	900
2100x700	163205 XX 21070	2100	700
2100x750	163205 XX 21075	2100	750
2100x800	163205 XX 21080	2100	800
2100x900	163205 XX 21090	2100	900

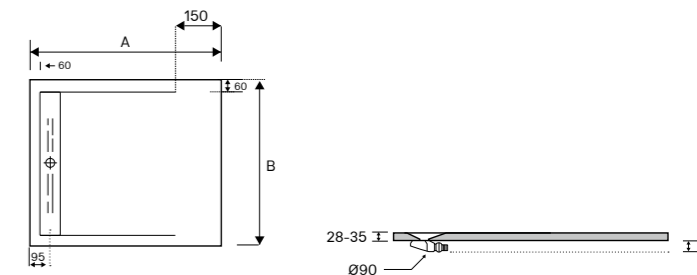


→ PLANSTONE PLUS PEDRA QUADRADA →

P. 20

XX: 10 Branco | 22 Cinza | 23 Bege | 26 Antracite | 25 Moka | 27 Chocolate | 30 Preto XX: 10 White | 22 Gray | 23 Beige | 26 Anthracite | 25 Moka | 27 Chocolate | 30 Black

Medida (mm)	Referência	A	B
750x750	163201 XX 7575	750	750
800x800	163201 XX 8080	800	800
900x900	163201 XX 9090	900	900



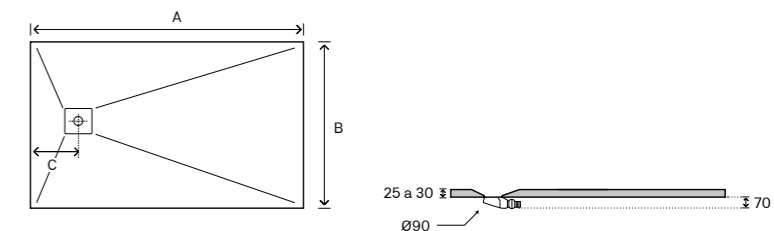
→ PLANSTONE ARDÓSIA RETANGULAR →

P. 26

XX: 10 Branco | 22 Cinza | 23 Bege | 26 Antracite | 25 Moka | 27 Chocolate | 30 Preto XX: 10 White | 22 Gray | 23 Beige | 26 Anthracite | 25 Moka | 27 Chocolate | 30 Black

Medida (mm)	Referência	A	B	C
900x700	164105 XX 9070	900	700	250
900x750	164105 XX 9075	900	750	250
900x800	164105 XX 9080	900	800	250
1000x700	164105 XX 10070	1000	700	250
1000x750	164105 XX 10075	1000	750	250
1000x800	164105 XX 10080	1000	800	250
1000x900	164105 XX 10090	1000	900	250
1100x700	164105 XX 11070	1100	700	250
1100x750	164105 XX 11075	1100	750	250
1100x800	164105 XX 11080	1100	800	250
1100x900	164105 XX 11090	1100	900	250
1100x1000	164105 XX 110100	1100	1000	250
1200x700	164105 XX 12070	1200	700	250
1200x750	164105 XX 12075	1200	750	250
1200x800	164105 XX 12080	1200	800	250
1200x900	164105 XX 12090	1200	900	250
1200x1000	164105 XX 120100	1200	1000	250
1300x700	164105 XX 13070	1300	700	350
1300x750	164105 XX 13075	1300	750	350
1300x800	164105 XX 13080	1300	800	350
1300x900	164105 XX 13090	1300	900	350
1300x1000	164105 XX 130100	1300	1000	350
1400x700	164105 XX 14070	1400	700	350
1400x750	164105 XX 14075	1400	750	350
1400x800	164105 XX 14080	1400	800	350
1400x900	164105 XX 14090	1400	900	350
1400x1000	164105 XX 140100	1400	1000	350
1500x700	164105 XX 15070	1500	700	350
1500x750	164105 XX 15075	1500	750	350
1500x800	164105 XX 15080	1500	800	350
1500x900	164105 XX 15090	1500	900	350
1500x1000	164105 XX 150100	1500	1000	350
1600x700	164105 XX 16070	1600	700	450
1600x750	164105 XX 16075	1600	750	450
1600x800	164105 XX 16080	1600	800	450
1600x900	164105 XX 16090	1600	900	450
1600x1000	164105 XX 160100	1600	1000	450
1700x700	164105 XX 17070	1700	700	450
1700x750	164105 XX 17075	1700	750	450
1700x800	164105 XX 17080	1700	800	450
1700x900	164105 XX 17090	1700	900	450
1700x1000	164105 XX 170100	1700	1000	450
1800x700	164105 XX 18070	1800	700	450
1800x750	164105 XX 18075	1800	750	450
1800x800	164105 XX 18080	1800	800	450
1800x900	164105 XX 18090	1800	900	450
1800x1000	16305 XX 180100	1800	1000	450
1900x700	164105 XX 19070	1900	700	620
1900x750	164105 XX 19075	1900	750	620

Medidas em Milímetros (mm) Tolerância: +/- 1%
Measure in Millimeters (mm) Tolerance +/- 1%



Medida (mm)	Referência	A	B	C
1900x800	164105 XX 19080	1900	800	620
1900x900	164105 XX 19090	1900	900	620
1900x1000	164105 XX 190100	1900	1000	620
2000x700	164105 XX 20070	2000	700	620
2000x750	164105 XX 20075	2000	750	620
2000x800	164105 XX 20080	2000	800	620
2000x900	164105 XX 20090	2000	900	620
2000x1000	164105 XX 200100	2000	1000	620
2100x700	164105 XX 21070	2100	700	620
2100x750	164105 XX 21075	2100	750	620
2100x800	164105 XX 21080	2100	800	620
2100x900	164105 XX 21090	2100	900	620
2100x1000	164105 XX 210100	2100	1000	620
2200x800	164105 XX 22080	2200	800	620
2200x900	164105 XX 22090	2200	900	620
2200x1000	164105 XX 220100	2200	1000	620
2300x800	164105 XX 23080	2300	800	620
2300x900	164105 XX 23090	2300	900	620
2300x1000	164105 XX 230100	2300	1000	620
2400x800	164105 XX 24080	2400	800	620
2400x900	164105 XX 24090	2400	900	620
2400x1000	164105 XX 240100	2400	1000	620
2500x800	164105 XX 25080	2500	800	620
2500x900	164105 XX 25090	2500	900	620
2500x1000	164105 XX 250100	2500	1000	620
2600x800	164105 XX 26080	2600	800	620
2600x900	164105 XX 26090	2600	900	620
2600x1000	164105 XX 260100	2600	1000	620

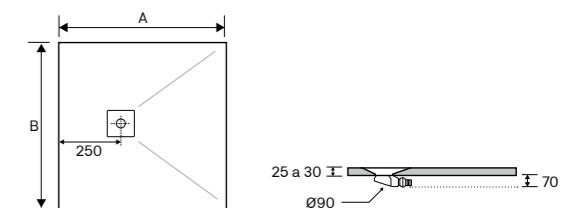
→ PLANSTONE ARDÓSIA QUADRADA →

P. 26

XX: 10 Branco | 22 Cinza | 23 Bege | 26 Antracite | 25 Moka | 27 Chocolate | 30 Preto XX: 10 White | 22 Gray | 23 Beige | 26 Anthracite | 25 Moka | 27 Chocolate | 30 Black

Medida (mm)	Referência	A	B
800x800	164101 XX 8080	800	800
900x900	164101 XX 9090	900	900
1000x1000	164101 XX 100100	1000	1000

Medidas em Milímetros (mm) Tolerância: +/- 1%
Measure in Millimeters (mm) Tolerance +/- 1%

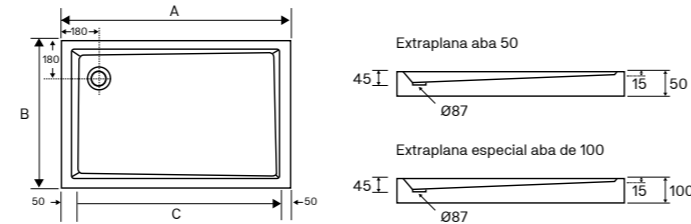


»» EXTRAPLANA RETANGULAR →

P. 34

XX: 05 Aba 50 | 06 Aba 100 XX: 05 Flap 50 | 06 Flap 100

Medida (mm)	Referência	A	B	C
900x700	1605 XX 109070	900	700	800
900x750	1605 XX 109075	900	750	800
900x800	1605 XX 109080	900	800	800
1000x700	1605 XX 1010070	1000	700	900
1000x750	1605 XX 1010075	1000	750	900
1000x800	1605 XX 1010080	1000	800	900
1000x900	1605 XX 1010090	1000	900	900
1100x700	1605 XX 1011070	1100	700	1000
1100x750	1605 XX 1011075	1100	750	1000
1100x800	1605 XX 1011080	1100	800	1000
1100x900	1605 XX 1011090	1100	900	1000
1200x700	1605 XX 1012070	1200	700	1100
1200x750	1605 XX 1012075	1200	750	1100
1200x800	1605 XX 1012080	1200	800	1100
1200x900	1605 XX 1012090	1200	900	1100
1300x700	1605 XX 1013070	1300	700	1200
1300x750	1605 XX 1013075	1300	750	1200
1300x800	1605 XX 1013080	1300	800	1200
1300x900	1605 XX 1013090	1300	900	1200
1400x700	1605 XX 1014070	1400	700	1300
1400x750	1605 XX 1014075	1400	750	1300
1400x800	1605 XX 1014080	1400	800	1300
1400x900	1605 XX 1014090	1400	900	1300
1500x700	1605 XX 1015070	1500	700	1400
1500x750	1605 XX 1015075	1500	750	1400
1500x800	1605 XX 1015080	1500	800	1400
1500x900	1605 XX 1015090	1500	900	1400
1600x700	1605 XX 1016070	1600	700	1500
1600x750	1605 XX 1016075	1600	750	1500
1600x800	1605 XX 1016080	1600	800	1500
1600x900	1605 XX 1016090	1600	900	1500
1700x700	1605 XX 1017070	1700	700	1600
1700x750	1605 XX 1017075	1700	750	1600
1700x800	1605 XX 1017080	1700	800	1600
1700x900	1605 XX 1017090	1700	900	1600
1800x700	1605 XX 1018070	1800	700	1700
1800x750	1605 XX 1018075	1800	750	1700
1800x800	1605 XX 1018080	1800	800	1700
1800x900	1605 XX 1018090	1800	900	1700
1900x800	1605 XX 1019080	1900	800	1800
1900x900	1605 XX 1019090	1900	900	1800
2000x800	1605 XX 1020080	2000	800	1900
2000x900	1605 XX 1020090	2000	900	1900

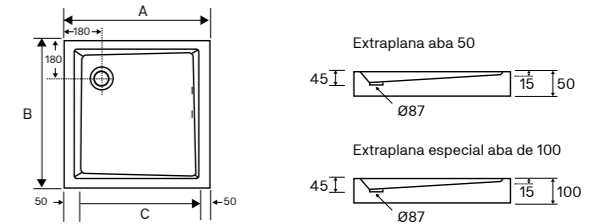


»» EXTRAPLANA QUADRADA →

P. 34

XX: 01 Aba 50 | 02 Aba 100 XX: 01 Flap 50 | 02 Flap 100

Medida (mm)	Referência	A	B
800x800	1605 XX 108080	800	800
900x900	1605 XX 109090	900	900
1000x1000	1605 XX 10100100	1000	1000

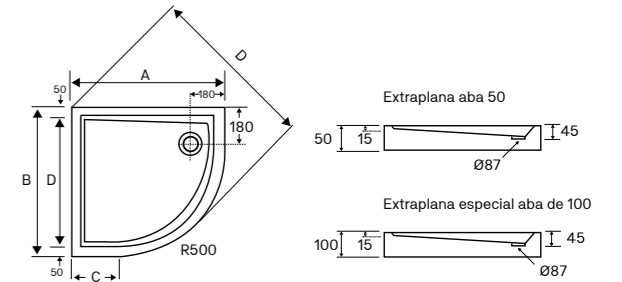


»» EXTRAPLANA CANTO →

P. 34

XX: 03 Aba 50 | 04 Aba 100 XX: 03 Flap 50 | 04 Flap 100

Medida (mm)	Referência	A	B	C	D
800x800	1605 XX 108080	800	800	330	930
900x900	1605 XX 109090	900	900	450	1070
1000x1000	1605 XX 10100100	1000	1000	520	1220

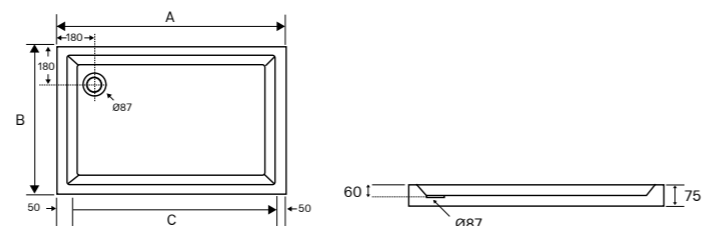


⇒ PLANÍSSIMA RETANGULAR FUNDO LISO/ ANTIDERRAPANTE ⇒

P. 38 / P42

XX: 05 com Antiderrapante | 06 Fundo liso XX: 05 with Non-slip bottom | 06 Smoth bottom

Medida (mm)	Referência	A	B	C
900x700	1603 XX 109070	900	700	800
900x750	1603 XX 109075	900	750	800
900x800	1603 XX 109080	900	800	800
1000x700	1603 XX 1010070	1000	700	900
1000x750	1603 XX 1010075	1000	750	900
1000x800	1603 XX 1010080	1000	800	900
1000x900	1603 XX 1010090	1000	900	900
1100x700	1603 XX 1011070	1100	700	1000
1100x750	1603 XX 1011075	1100	750	1000
1100x800	1603 XX 1011080	1100	800	1000
1100x900	1603 XX 1011090	1100	900	1000
1200x700	1603 XX 1012070	1200	700	1100
1200x750	1603 XX 1012075	1200	750	1100
1200x800	1603 XX 1012080	1200	800	1100
1200x900	1603 XX 1012090	1200	900	1100
1300x700	1603 XX 1013070	1300	700	1200
1300x750	1603 XX 1013075	1300	750	1200
1300x800	1603 XX 1013080	1300	800	1200
1300x900	1603 XX 1013090	1300	900	1200
1400x700	1603 XX 1014070	1400	700	1300
1400x750	1603 XX 1014075	1400	750	1300
1400x800	1603 XX 1014080	1400	800	1300
1400x900	1603 XX 1014090	1400	900	1300
1500x700	1603 XX 1015070	1500	700	1400
1500x750	1603 XX 1015075	1500	750	1400
1500x800	1603 XX 1015080	1500	800	1400
1500x900	1603 XX 1015090	1500	900	1400
1600x700	1603 XX 1016070	1600	700	1500
1600x750	1603 XX 1016075	1600	750	1500
1600x800	1603 XX 1016080	1600	800	1500
1600x900	1603 XX 1016090	1600	900	1500
1700x700	1603 XX 1017070	1700	700	1600
1700x750	1603 XX 1017075	1700	750	1600
1700x800	1603 XX 1017080	1700	800	1600
1700x900	1603 XX 1017090	1700	900	1600
1800x700	1603 XX 1018070	1800	700	1700
1800x750	1603 XX 1018075	1800	750	1700
1800x800	1603 XX 1018080	1800	800	1700
1800x900	1603 XX 1018090	1800	900	1700
1900x800	1603 XX 1019080	1900	800	1800
1900x900	1603 XX 1019090	1900	900	1800
2000x800	1603 XX 1020080	2000	800	1900
2000x900	1603 XX 1020090	2000	900	1900

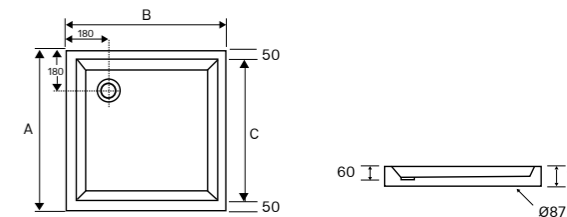


⇒ PLANÍSSIMA QUADRADA FUNDO LISO/ ANTIDERRAPANTE ⇒

P. 38 / P42

XX: 01 com Antiderrapante | 02 Fundo liso XX: 01 Non-slip bottom | 02 Smoth bottom

Medida (mm)	Referência	A	B	C
700x700	16030 XX 07070	700	700	600
750x750	16030 XX 07575	750	750	650
800x800	16030 XX 08080	800	800	700
900x900	16030 XX 09090	900	900	800
1000x1000	16030 XX 0100100	1000	1000	900

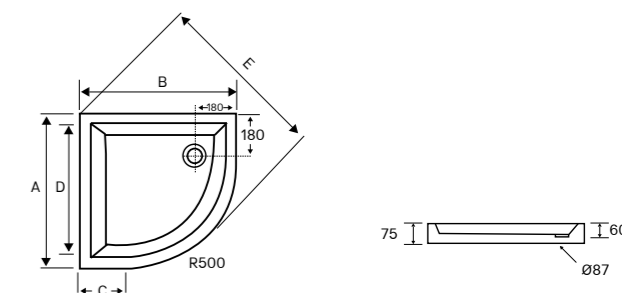


⇒ PLANÍSSIMA CANTO FUNDO LISO/ ANTIDERRAPANTE ⇒

P. 38 / P42

XX: 03 com Antiderrapante | 04 Fundo liso XX: 03 Non-slip bottom | 04 Smoth bottom

Medida (mm)	Referência	A	B	C	D	E
750x750	16030 XX 07575	750	750	300	650	860
800x800	16030 XX 08080	800	800	330	700	930
900x900	16030 XX 09090	900	900	450	800	1070
1000x1000	16030 XX 0100100	1000	1000	520	900	1220

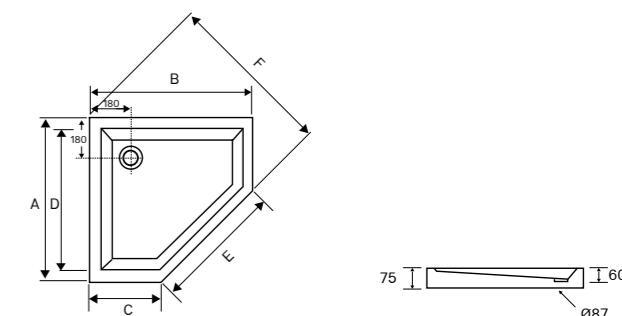


⇒ PLANÍSSIMA PENTAGONAL FUNDO LISO ⇒

P. 38

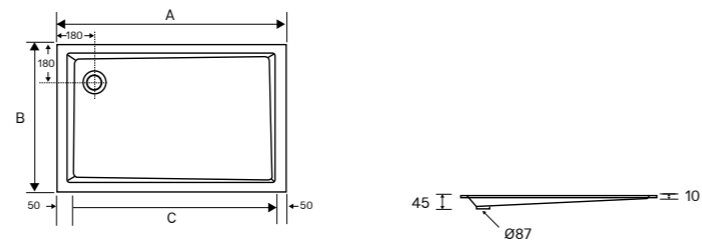
Só fundo liso Only smoth bottom

Medida (mm)	Referência	A	B	C	D	E	F
900x900	160307109090	900	900	450	800	630	950
1000x1000	16030710100100	1000	1000	500	900	700	1060



»» EASYHELP 25 RETANGULAR →

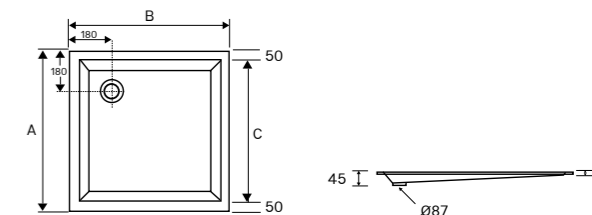
P. 46



Medida (mm)	Referência	A	B	C
900x700	160605109070	900	700	800
900x750	160605109075	900	750	800
900x800	160605109080	900	800	800
1000x700	1606051010070	1000	700	900
1000x750	1606051010075	1000	750	900
1000x800	1606051010080	1000	800	900
1000x900	1606051010090	1000	900	900
1100x700	1606051011070	1100	700	1000
1100x750	1606051011075	1100	750	1000
1100x800	1606051011080	1100	800	1000
1100x900	1606051011090	1100	900	1000
1200x700	1606051012070	1200	700	1100
1200x750	1606051012075	1200	750	1100
1200x800	1606051012080	1200	800	1100
1200x900	1606051012090	1200	900	1100
1300x700	1606051013070	1300	700	1200
1300x750	1606051013075	1300	750	1200
1300x800	1606051013080	1300	800	1200
1300x900	1606051013080	1300	900	1200
1400x700	1606051014070	1400	700	1300
1400x750	1606051014075	1400	750	1300
1400x800	1606051014080	1400	800	1300
1400x900	1606051014090	1400	900	1300
1500x700	1606051015070	1500	700	1400
1500x750	1606051015075	1500	750	1400
1500x800	1606051015080	1500	800	1400
1500x900	1606051015090	1500	900	1400
1600x700	1606051016070	1600	700	1500
1600x750	1606051016075	1600	750	1500
1600x800	1606051016080	1600	800	1500
1600x900	1606051016090	1600	900	1500
1700x700	1606051017070	1700	700	1600
1700x750	1606051017075	1700	750	1600
1700x800	1606051017080	1700	800	1600
1700x900	1606051017090	1700	900	1600
1800x700	1606051018070	1800	700	1700
1800x750	1606051018075	1800	750	1700
1800x800	1606051018080	1800	800	1700
1800x900	1606051018090	1800	900	1700
1900x800	1606051019080	1900	800	1800
1900x900	1606051019090	1900	900	1800
2000x800	1606051020080	2000	800	1900
2000x900	1606051020090	2000	900	1900

»» EASYHELP 25 QUADRADA →

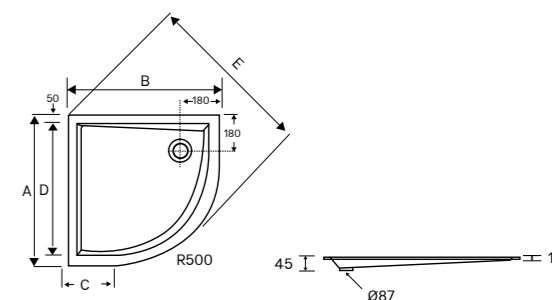
P. 46



Medida (mm)	Referência	A	B	C
800x800	160601108080	800	800	700
900x900	160601109090	900	900	800
1000x1000	16060110100100	1000	1000	900

»» EASYHELP 25 CANTO →

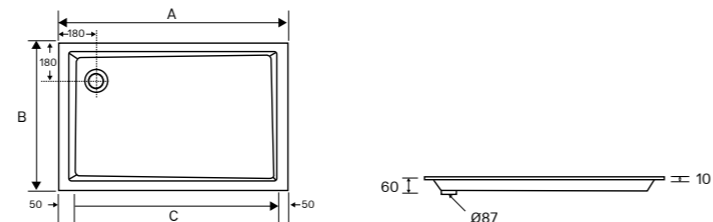
P. 46



Medida (mm)	Referência	A	B	C	D	E
800x800	160603108080	800	800	330	700	930
900x900	160603109090	900	900	450	800	1070
1000x1000	16060310100100	1000	1000	520	900	1220

⇒ EASYHELP 45 RETANGULAR →

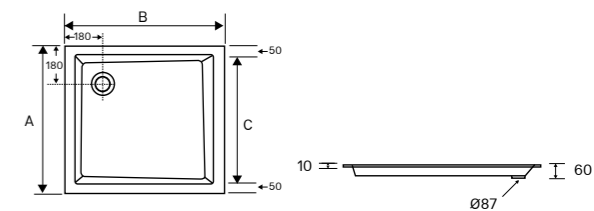
P. 50



Medida (mm)	Referência	A	B	C
900x700	160606109070	900	700	800
900x750	160606109075	900	750	800
900x800	160606109080	900	800	800
1000x700	1606061010070	1000	700	900
1000x750	1606061010075	1000	750	900
1000x800	1606061010080	1000	800	900
1000x900	1606061010090	1000	900	900
1100x700	1606061011070	1100	700	1000
1100x750	1606061011075	1100	750	1000
1100x800	1606061011080	1100	800	1000
1100x900	1606061011090	1100	900	1000
1200x700	1606061012070	1200	700	1100
1200x750	1606061012075	1200	750	1100
1200x800	1606061012080	1200	800	1100
1200x900	1606061012090	1200	900	1100
1300x700	1606061013070	1300	700	1200
1300x750	1606061013075	1300	750	1200
1300x800	1606061013080	1300	800	1200
1300x900	1606061013090	1300	900	1200
1400x700	1606061014070	1400	700	1300
1400x750	1606061014075	1400	750	1300
1400x800	1606061014080	1400	800	1300
1400x900	1606061014090	1400	900	1300
1500x700	1606061015070	1500	700	1400
1500x750	1606061015075	1500	750	1400
1500x800	1606061015080	1500	800	1400
1500x900	1606061015090	1500	900	1400
1600x700	1606061016070	1600	700	1500
1600x750	1606061016075	1600	750	1500
1600x800	1606061016080	1600	800	1500
1600x900	1606061016090	1600	900	1500
1700x700	1606061017070	1700	700	1600
1700x750	1606061017075	1700	750	1600
1700x800	1606061017080	1700	800	1600
1700x900	1606061017090	1700	900	1600
1800x700	1606061018070	1800	700	1700
1800x750	1606061018075	1800	750	1700
1800x800	1606061018080	1800	800	1700
1800x900	1606061018090	1800	900	1700
1900x800	1606061019080	1900	800	1800
1900x900	1606061019090	1900	900	1800
2000x800	1606061020080	2000	800	1900
2000x900	1606061020090	2000	900	1900

⇒ EASYHELP 45 QUADRADA →

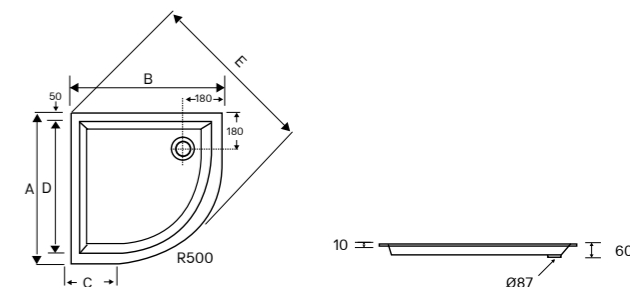
P. 50



Medida (mm)	Referência	A	B	C
800x800	16060208080	800	800	700
900x900	16060209090	900	900	800
1000x1000	1606020100100	1000	1000	900

⇒ EASYHELP 45 CANTO →

P. 50

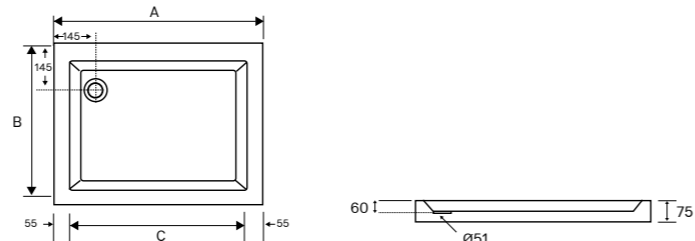


Medida (mm)	Referência	A	B	C	D	E
800x800	160604108080	800	800	330	700	930
900x900	160604109090	900	900	450	800	1070
1000x1000	16060410100100	1000	1000	520	900	1227

⇒ CLÁSSICA RETANGULAR →

P. 54

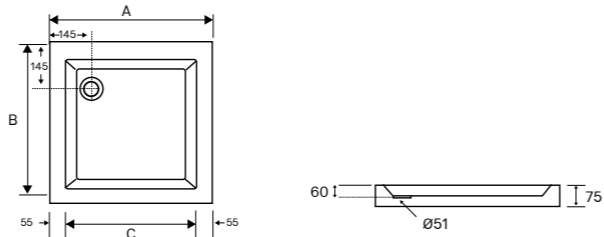
Medida (mm)	Referência	A	B	C
900x750	160406109075	900	750	790
1000x700	1604061010070	1000	700	890
1000x750	1604061010075	1000	750	890
1000x800	1604061010080	1000	800	890
1200x700	1604061012070	1200	700	1090
1200x750	1604061012075	1200	750	1090
1200x800	1604061012080	1200	800	1090
1300x800	1604061013080	1300	800	1190
1400x800	1604061014080	1400	800	1290
1500x800	1604061015080	1500	800	1390



⇒ CLÁSSICA QUADRADA →

P. 54

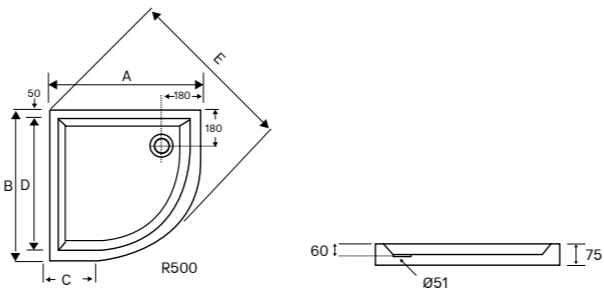
Medida (mm)	Referência	A	B	C
700x700	160402107070	700	700	590
750x750	160402107575	750	750	640
800x800	160402108080	800	800	690
850x850	160402108585	850	850	740
900x900	160402109090	900	900	790



⇒ CLÁSSICA CANTO →

P. 54

Medida (mm)	Referência	A	B	C	D	E
800x800	160404108080	800	800	360	690	935
850x850	160404108585	850	850	400	740	1005
900x900	160404109090	900	900	450	790	1070



Encomendas

Todas as encomendas são válidas mediante a confirmação da ASD - Soluções de Banho S.A. As encomendas podem ser parcialmente executadas e os preços de venda, bem como as condições gerais de venda são aquelas que se tornam válidas no momento da aprovação.

Prazo de entrega

Os prazos de entrega são meramente indicativos, não são obrigatórios e em nenhum caso podem ser utilizados para justificar atrasos de pagamento e compensação por danos. Na entrega da mercadoria através de empresa de transporte os custos dos portes serão suportados pela ASD, S.A. para faturas superiores a 1000euros.

Devoluções e reclamações

O consignatário tem de verificar os bens no ato de entrega e comunicar qualquer anomalia verificada no momento da entrega. As reclamações sobre o estado do produto são consideradas válidas quando comunicadas no prazo máximo de 8 dias a contar da data da entrega de acordo com a nossa circular de devoluções 3/2023. Apenas se aceitam devoluções de produtos embalados na sua caixa original e após aceitação da ASD, S.A. Em caso de devolução a mercadoria deverá ser acompanhada pela respetiva nota de devolução, indicando o documento de venda que lhe deu origem. Não se aceitam devoluções de bases de duche da série PLANSTONE, de cores ou medidas fabricadas especialmente por encomenda. Na devolução de bases standard da série PLANSTONE (branco/antracite e medidas tabela) com caixas em mau estado procederemos ao débito de 30€ + IVA por caixa.

Termos de pagamento

As condições de pagamento são as que constam na fatura, quando não vigorar outro tipo de acordo. Em caso de atraso total ou parcial de pagamento, a ASD, S.A. tem direito a receber juros de mora, à taxa máxima legal em vigor e reserva-se o direito de suspender o fornecimento de material.

Condições de pagamento

Desconto comercial acordado entre ASD, S.A. e o cliente.

Condições gerais de venda

As condições gerais de venda são consideradas aceites no momento da encomenda. A ASD,S.A, tem o direito de implementar qualquer alteração nas suas condições, que seja considerada apropriada ou necessária por razões técnicas ou comerciais. Sempre que necessário será feita referência ao código civil português. Em caso de litígio ambas as partes se submetem à jurisdição da comarca de Águeda.

Garantia

Os produtos, ASD, sempre que utilizados e instalados de acordo com as nossas instruções, estão garantidos contra defeitos de fabrico por um período de 3 anos conforme Decreto-Lei n° 84/2021 de 18 de outubro.

Purchase /orders

All orders are valid only following to ASD - Soluções de Banho S.A. approval. The orders can be partial dispatched and the applicable selling prices and the applicable general sales conditions are the ones valid at the time of the approval.

Delivery lead-time

Delivery times are indicative only and not mandatory and in no case can be as a plausible excuse for payment delays or for damages compensation. In deliveries of goods by Transport Company the cost will be supported by ASD, S.A. if the invoice amount exceeds 1000euros.

Devolutions and complains

The consignee is asked to check the goods when delivered and claim any anomaly in the delivery moment. Claims are considered valid only when communicated by writing no later than 8 days from the delivery date of goods, according to our returns document 3/2023. Returns are only accept when the products are packed in their original box and after acceptance of ASD, S.A. In case of returning, the goods must be accompanied by their note of return, indicating the original sales document. Not accept returns of shower trays PLANSTONE and series colors or measures designed specifically to order. In the standard shower trays returns of PLANSTONE or series (white/anthracite and measures present in the price list) with boxes in poor condition we will proceed at a rate of €30 + IVA per box.

Payment terms

Payments conditions are those listed in the commercial invoice, when not otherwise agreed. In case of total or partial delay payment ASD, S.A. is entitled to charge interests to the legal maximum tax used at the time, and the right is reserved of suspending the supply of material.

Payment conditions

Commercial discount agreed between ASD, S.A. and the customer.

General sales conditions

The general sales conditions are considered fully accepted following to the purchase order issue. ASD, S.A. is entitled to implement any change in its own items, which is deem appropriate or necessary for technical or commercial reasons. When the context otherwise requires reference is made to the Portugal civil code. For any dispute, controversy or claim arising out of relating to these sales conditions shall be finally settled by the competent court in Águeda (Portugal).

Warranty

The products, ASD, whenever used and installed according to our instructions, are guaranteed against manufacturing defects for a period of 3 years according to Decree-Law No. 84/2021 of 18th October.

Importante

Os produtos apresentados no presente catálogo seguem especificações técnicas internas da ASD, S.A. baseadas nas normas internacionais em vigor. Todas as medidas são apresentadas em milímetros. Tolerância + ou - 1%. Os dados e as características indicadas no presente catálogo não obrigam a ASD, S.A. que se reserva o direito de efetuar todas as modificações nos componentes, materiais, referências e dados técnicos, sem aviso prévio ou imposição de substituição de produto. A reprodução fotográfica da tonalidade de cores e cromática ou forma poderá não ser totalmente fiel à realidade. Alguns acessórios presentes nos ambientes fotografados podem não estar para venda e/ou a ASD, S.A. não ser responsável pela sua venda.

CUIDADOS PÓS-VENDA:

Antes de abrir a embalagem verificar cor, tamanho e modelo do produto adquirido. Nas bases PLANSTONE, ao abrir a embalagem não arrastar a tampa sobre a superfície da base para não a riscar ou danificar com os parafusos. Aconselhamos a desapertar os parafusos na totalidade e retirá-los da tampa. Antes da aplicação ler cuidadosamente as instruções de montagem da base duche e da válvula e dos painéis de parede. Inspeccione a base de chuveiro quanto a possíveis danos que possam ter ocorrido durante o transporte. Não instale se houver algum dano visível.

Important

The products listed in this catalog follow internal technical specifications of the ASD S.A. based on actual international standards. All measurements are given in millimeters. Tolerance + or - 1%. The data and the characteristics listed in this catalog doesn't oblige ASD, S.A. that reserves the right to make changes in all components, materials, references and technical data without notice or imposition of product substitution. The photographic reproduction of tone colors or shape may not be totally true to reality. Some accessories presented in the environment photographed are not for sale and/ or ASD, S.A. is not responsible for its sale.

AFTER SALES CARE:

Before opening the package, check the color, size and model of the purchased product. On PLANSTONE shower trays, when opening the packaging, do not drag the cover over the surface of the shower tray to avoid scratching or damaging it with the screws. We advise you to completely loosen the screws and remove them from the cover. Before application, carefully read the installation instructions for the shower tray, the valve and the wall panels. Inspect the shower tray for any potential damage that may have occurred during transport. Do not install if any damage is visible.


A.S.D. - Soluções de banho S.A.

Norte - Sede e Showroom

Rua Francisco Reis, 284 Serém Cima
3750-599 Macinhata do Vouga - ÁGUEDA
T: + 351 234 529 330

Sul - Armazém e Showroom

Zona Industrial da Tavagueira,
Armazém Q. n.º 12 8200-425 Guia
T: + 351 289 561 512



asd
Banho

for You by Asd.